

AUDITORS' REPORT
&
AUDITED FINANCIAL
STATEMENTS

OF

ADVENT PHARMA LIMITED

Rupayan Karim Tower, Level # 10, 80, Kakrail
V.I.P Road, Ramana, Dhaka- 1000.

FOR THE YEAR ENDED 30TH JUNE, 2021.

ARTISAN

CHARTERED ACCOUNTANTS

Sonargaon Terrace (2nd FLOOR),
House # 52, Road # 13/C, Block # E,
BANANI, DHAKA-1213.

Independent Auditors' Report

To the shareholders of Advent Pharma Limited

Report on the Audit of the Financial Statements.

Opinion

We have audited the financial statements of **Advent Pharma Limited** (“the Company”), which comprise the Statement of Financial Position as at 30 June 2021, and Statement of Profit or Loss and Other Comprehensive Income, Statement of Changes in Equity and Statement of Cash Flows for the year then ended, and notes to the financial statements, including a summary of significant accounting policies.

In our opinion, the accompanying financial statements give true and fair view, in all material respects, of the financial position of the Company as at 30 June 2021, and of its financial performance and its cash flows for the year then ended in accordance with International Financial Reporting Standards (IFRSs) where practicable, the Companies Act 1994, the Securities and Exchange Rules 1987 and other applicable laws and regulations.

Basis for Opinion

We conducted our audit in accordance with International Standards on Auditing (ISAs). Our responsibilities under those standards are further described in the Auditors' Responsibilities for the Audit of the Financial Statements section of our report. We are independent of the Company in accordance with the International Ethics Standards Board for Accountants' Code of Ethics for Professional Accountants (IESBA code) together with the ethical requirements that are relevant to our audit of the financial statements in Bangladesh, and we have fulfilled our other ethical responsibilities in accordance with the IESBA Code and the Institute of Chartered Accountants of Bangladesh (ICAB) Bye Laws. We believe that the audit evidence we have obtained is sufficient and appropriate to provide a basis for our opinion.

Emphasis of matters

Without qualifying our opinion, we draw attention on the matters disclosed:

1. During the audit at the company, we noted that the company made some payments against purchase and expenses in cash mode instead of A/C payee cheque or bank transfer which indicates violation of Income tax ordinance 1984 guideline.
2. As per the section 234 of the Bangladesh Labour Act, 2006, “Establishment of Workers Profit Participation Fund and Welfare fund” - every company is to pay, within 9 (nine) months of the close of every year 5% of profit before tax and transfer to respective “Participatory Fund”, “Welfare Fund” and “Workers Welfare Foundation fund” established under section 14 at the ratio of 80:10:10. But the company did not make payment during the Year under audit.
3. The company reported accounts receivable Tk. 114,021,998. In our opinion a substantial amount of total dues is doubtful of recovery, but no provision has been made in these financial statements against doubtful receivable.

Key Audit Matters

Key audit matters are those matters that, in our professional judgment, were of most significance in our audit of the financial statement of the current period. These matters were addressed in the context of our audit of the financial statements as a whole, and in forming our opinion thereon, and we do not provide a separate opinion on these matters.

| Risk | Our response to the risk |
|---|---|
| Revenue recognition | |
| <p>During the year, the Company recognized sales turnover of BDT 495,106,639 which has decreased by BDT 38,920,940 as compared with previous year.</p> <p>Sales revenue recognized by the Company as per IFRS: 15, 'Revenue from Contracts with Customers' & Company Policy. Revenue is recognized based on point of delivery and when relevant performance obligations are satisfied. The company adopted IFRS: 15 'Revenue from Contracts with Customers' as continued from last year.</p> <p>We considered sales revenue as an item of significant audit areas during our audit because of its predominance in determining the financial performance of the Company.</p> | <p>Our audit procedures included the following to test the design and operating effectiveness of key control focusing on:</p> <ul style="list-style-type: none"> ➤ Segregation of duties in invoice creation and modification. ➤ Timing of revenue recognition considering step by step procedure. <p>Our substantive procedures in relation to revenue recognition and measurement comprise the following:</p> <ul style="list-style-type: none"> ➤ Obtaining understanding and documenting the process of revenue recognition and measurement followed by the Company. ➤ Tracing performance obligations stipulated and contract value in the contract with invoice and delivery challan issued to evaluate point of recognition and measurement. ➤ Testing occurrence and accuracy of sales revenue recognized by inspecting source documents such as contract made with the customer, delivery challan and VAT challan. ➤ Assessing accuracy and comparing revenue recognized during the year with VAT returns submitted to VAT authority; ➤ Finally assessing the appropriateness and presentation of disclosure notes with IFRS 15: Revenue from contracts with customers. |
| See note no. 23, Revenue in the financial statements | |

Valuation of closing inventories

Closing inventories aggregating to BDT 75,411,909 was recognized in the statement of financial position as on 30 June 2021. Compared with previous year, this has increased by BDT 7,525,450.

Closing inventories were all held at factory premises of the Company. Since determining valuation of these inventories involves management judgements which results in estimation uncertainty, we considered this an area of significant audit attention to be emphasized during the audit.

Our audit responses comprise the following procedures:

- Evaluating the design and implementation of key inventory control operating across factory Premises.
- Attending and observing the physical inventory at the reporting date.
- Evaluating compliance with instructions of management count procedures during the count.
- Inspecting physical stock counting report as on 30 June 2021 and reconciling count results to closing inventories listings and performing test count on selected items to test completeness, accuracy and existence of inventories.
- Reviewing composition of cost of inventories comprising raw materials, work-in-process and finished goods, packing materials, spare parts and comparing net realizable value on selected samples to test their valuation.

See note no. 7, Inventories in the financial statements

Property, plant and equipment

Property, plant and equipment (PPE) was carried at BDT 1,227,902,159 representing over 80% of total assets of the company as on 30 June 2021. The company reported addition to PPE of BDT 168,088,026 during the year.

Property, plant and equipment (PPE) are subject to recognition and measurement criteria only after satisfactorily meeting relevant requirement as per IAS 16.

The company is also required to perform assessment for impairment when there is condition which suggests indication of assets being impaired.

Our audit procedures performed during the audit to address the risks identified consist of the following:

- Obtaining and documenting detailed understanding regarding procurement process of PPE and identified relevant control points and their implementation.
- Reviewing recognition, measurement and valuation basis of PPE in compliance with requirement of IAS 16: Property, plant and equipment.



| | |
|---|---|
| | <ul style="list-style-type: none">➤ Inspecting supporting documents against the acquisition of PPE made during the year to test their accuracy, valuation and ownership in the financial statements.➤ Assessing the appropriateness and presentation of disclosures notes to the financial statements with the requirement of IAS 16 and other relevant IFRSs. |
| See note no. 4, Property, plant and equipment in the financial statements | |
| Measurement of current year income tax and deferred tax | |
| <p>During the year, the Company recognized current year income tax of Tk. 3,041,494 and deferred tax Tk. 17,559,980 respectively in the statement of profit or loss and other comprehensive income. Both of these expenses have decreased significantly compared to corresponding expense recognized in the last year.</p> <p>Determination of both current year income tax and deferred tax involves compliance with the Income Tax Ordinance (ITO) 1984 and latest finance act along with IAS 12: Income Tax.</p> | <p>Our audit responses adopted during the audit to address the risk identified comprise the following:</p> <ul style="list-style-type: none">➤ Obtained and documented management procedures involved in determining both current year income tax and deferred tax.➤ Obtained understanding and reviewed relevant section of the ITO and SRO to test the accuracy of rate applied by the Company.➤ Reviewed rate of depreciation used in determining tax depreciation in compliance with the latest finance act which is used to determine taxable profit and deferred tax➤ Re-performed detailed calculation of current year income tax and deferred tax as given by the Company.➤ Inspected latest assessment order completed and compared amount of tax paid by the Company with amount recognized in the financial statements |
| See note no. 22 & 16, income tax & deferred tax expenses in the financial statements | |



Bank Loan

As refereed note no. 14 & 15 in the financial statement the company recognized Long Term Borrowings of BDT 14,561,946 and Short-term Borrowings of BDT 36,826,566 respectively at the reporting date.

Loan liability borrowings from bank were considered key audit matter because this external form of credit facilities availed by the company require fulfillment of several terms and conditions as mentioned in loan sanction letter issued by lending bank.

- Our substantive audit procedure adopted during the audit includes the following test or details
- Inspecting relevant board minutes in support of bank loan reported in the financial statement.
- Agreeing outstanding balances with confirmation letter received from the bank.
- Agreeing finance costs charged by the company with loan statements provided by bank to test accuracy and completeness of expenses in relation to bank loan

Other Matter

Due to the outbreak of global pandemic “Covid-19” declared by the World Health Organization (WHO) and subsequent spread of the virus resulting in deteriorating situation in Bangladesh during the conduct of audit at the company, our audit procedures were mainly tailored to the material areas of the financial statements with more emphasis placed on obtaining documentary evidence from the company and testing their accuracy using the online platforms and limited physical verification to avoid the risk of getting contacted the virus and safety of audit team members.

Other Information

Management is responsible for the other information. The other information comprises all the information in the annual report other than the financial statements and our auditor’s report thereon. The directors are responsible for the other information.

Our opinion on the financial statements does not cover the other information and we do not express any form of assurance conclusion thereon.

In connection with our audit of the financial statements, our responsibility is to read the other information and, in doing so, consider whether the other information is materially inconsistent with the financial statements or our knowledge obtained in the audit or otherwise appears to be materially misstated. If, based on the work we have performed, we conclude that there is a material misstatement of this other information we are required to report that fact. We have nothing to report in this regard.

Responsibilities of Management and Those Charged with Governance for the Financial Statements and Internal Controls

Management is responsible for the preparation and fair presentation of the financial statements in accordance with IFRSs, the Companies Act 1994, the Securities and Exchange Rules 1987 and other applicable laws and regulations and for such internal control as management determines is necessary to enable the preparation of financial statements that are free from material misstatement, whether due to fraud or error.



The companies Act, 1994 require the management to ensure effective internal audit, internal control and risk management factions of the company.

In preparing the financial statements, management is responsible for assessing the company's ability to continue as a going concern, disclosing, as applicable, matters related to going concern and using the going concern basis of accounting unless management either intends to liquidate the Company or to cease operations, or has no realistic alternative but to do so.

Those charged with governance are responsible for overseeing the Company's financial reporting process.

Auditor's Responsibilities for the Audit of the Financial Statements

Our objectives are to obtain reasonable assurance about whether the financial statements as a whole are free from material misstatement, whether due to fraud or error, and to issue an auditor's report that includes our opinion. Reasonable assurance is a high level of assurance, but is not a guarantee that an audit conducted in accordance with ISAs will always detect a material misstatement when it exists. Misstatements can arise from fraud or error and are considered material if, individually or in the aggregate, they could reasonably be expected to influence the economic decisions of users taken on the basis of these financial statements.

As part of an audit in accordance with ISAs, we exercised professional judgment and maintained professional skepticism throughout the audit. We also:

- Identified and assessed the risks of material misstatement of the financial statements, whether due to fraud or error, designed and performed audit procedures responsive to those risks, and obtained audit evidence that is sufficient and appropriate to provide a basis for our opinion. The risk of not detecting a material misstatement resulting from fraud is higher than for one resulting from error, as fraud may involve collusion, forgery, intentional omissions, misrepresentations, or the override of internal control.
- Obtained an understanding of internal control relevant to the audit in order to design audit procedures that are appropriate in circumstances.
- Evaluated the appropriateness of accounting policies used and the reasonableness of accounting estimates and related disclosures made by management.
- Concluded on the appropriateness of management's use of the going concern basis of accounting and, based on the audit evidence obtained, whether a material uncertainty exists related to events or conditions that may cast significant doubt on the Company's ability to continue as a going concern. If we conclude that a material uncertainty exists, we are required to draw attention in our auditor's report to the related disclosures in the financial statements or, if such disclosures are inadequate, to modify our opinion. Our conclusions are based on the audit evidence obtained up to the date of our auditor's report. However, future events or conditions may cause the company to cease to continue as a going concern.
- Evaluated the overall presentation, structure and content of the financial statements, including the disclosures, and whether the financial statements represent the underlying transactions and event in a manner that achieves fair presentation.



- Obtained sufficient appropriate audit evidence regarding the financial information of the entity to express an opinion on the financial statements. We are solely responsible for our audit opinion.

We communicated with those charged with governance regarding, among other matters, the planned scope and timing of the audit and significant audit findings, including any significant deficiencies in internal control that we identified during our audit.

We also provided those charged with governance with a statement that we have complied with relevant ethical requirements regarding independence, and communicated with them all relationships and other matters that may reasonably be thought to bear on our independence, and where applicable, related safeguards

From the matters communicated with those charged with governance, we determined those matters that were of most significance in the audit of the financial statements of the current period and are therefore the key audit matters.

We described these matters in our auditors' report unless law or regulation precludes public disclosure about the matter or when, in extremely rare circumstances, we determined that a matter should not be communicated in our report because the adverse consequences of doing so would reasonably be expected to outweigh the public interest benefits of such communication.

Report on Other Legal and Regulatory Requirements

In accordance with the Companies Act 1994, and the Securities and Exchange Rules 1987 and relevant notifications issued by Bangladesh Securities and Exchange Commission, we also report that:

- a) We have obtained all the information and explanations which to the best of our knowledge and belief were necessary for the purpose of our audit and made due verification thereof;
- b) In our opinion, proper books of accounts and records as required by law have been kept by the Company so far as it appeared from our examination of those books;
- c) The Statement of Financial Position, Statement of Profit or Loss and Other Comprehensive Income of the Company dealt with by the report are in agreement with the books of account and returns;
- d) The expenditures incurred were for the purposes of the Company's business.
- e) The company adopted IFRS: 15 'Revenue from Contracts with Customers' & IFRS 16: 'Leases' as continued from last year.

Dated, 28th October, 2021

Place: Dhaka


AFM Alamgir, FCA

Chief Executive Partner

ARTISAN

Chartered Accountants

DVC: 2111150268AS478954



Advent Pharma Ltd.

Rupayan Karim Tower,
Level # 10, 80, Kakrail V.I.P Road,
Ramna, Dhaka-1000

ARTISAN

CHARTERED ACCOUNTANTS


Statement of Financial Position
As at June 30, 2021

| Particulars | Notes | Amount in Taka | |
|---|-------|----------------------|----------------------|
| | | 30-Jun-2021 | 30-Jun-2020 |
| ASSETS | | | |
| NON-CURRENT ASSETS | | 1,257,626,287 | 1,104,525,308 |
| Property, Plant and Equipment | 4.00 | 1,227,902,159 | 1,098,601,145 |
| Capital Work in Progress (Building Construction) | 5.00 | 29,724,128 | 5,924,163 |
| Right of use Assets | 6.00 | 437,124 | 1,019,955 |
| CURRENT ASSETS | | 261,979,334 | 266,232,759 |
| Inventories | 7.00 | 75,411,909 | 67,886,459 |
| Trade and Other Receivable | 8.00 | 114,021,998 | 118,236,156 |
| Advances, Deposits and Pre-payments | 9.00 | 29,856,397 | 33,771,482 |
| Investment in FDR | 10.00 | 40,000,000 | 40,000,000 |
| Cash and Cash Equivalents | 11.00 | 2,689,030 | 6,338,662 |
| Total Assets | | 1,520,042,745 | 1,371,778,022 |
| SHAREHOLDERS' EQUITY AND LIABILITIES | | | |
| SHAREHOLDERS' EQUITY | | 1,234,180,120 | 1,120,590,279 |
| Share Capital | 12.00 | 913,066,000 | 830,060,000 |
| Retained Earnings | 13.00 | 321,114,120 | 290,530,279 |
| NON-CURRENT LIABILITIES | | 133,550,170 | 118,436,964 |
| Long Term Borrowings - Net of Current Portion | 14.00 | 14,561,946 | 16,516,175 |
| Deferred Tax Liabilities | 16.00 | 118,988,224 | 101,428,244 |
| Liabilities for lease net current maturity | 19.00 | - | 492,545 |
| CURRENT LIABILITIES | | 152,312,455 | 132,750,779 |
| Current Portion of Long Term Borrowings | 14.00 | 7,912,963 | 7,912,963 |
| Payable to IPO Applicants | | 109,355 | 109,355 |
| Short Term Borrowings | 15.00 | 36,826,566 | 23,358,077 |
| Trade and other payables | 17.00 | 8,917,226 | 9,268,637 |
| Unclaimed Dividend Account | 18.00 | 6,550,487 | 14,627,525 |
| Liabilities for Lease-current maturity | 19.00 | 607,545 | 649,231 |
| Liabilities for expenses | 20.00 | 8,468,549 | 6,110,913 |
| Liability for contribution to WPPF | 21.00 | 30,508,761 | 21,344,569 |
| Provision for Current Tax | 22.00 | 52,411,003 | 49,369,509 |
| Total Liabilities | | 285,862,625 | 251,187,743 |
| Total Shareholders' Equity and Liabilities | | 1,520,042,745 | 1,371,778,022 |
| Net Asset Value (NAV) per Share | 31.00 | 13.52 | 13.50 |

The annexed notes and Annexure-A are form an integral part of these financial statements.

 **Company Secretary**
  **Chief Financial Officer**
  **Director**
  **Managing Director**
  **Chairman**

Signed as per our annexed report on even date


AFM Alamgir, FCA
 Chief Executive Partner

ARTISAN
 Chartered Accountants
DVC: 2111150268AS478954

Dated: October 28, 2021
Place: Dhaka

Statement of Profit or Loss and Other Comprehensive Income
For the Year ended June 30, 2021

| Particulars | Notes | Amount in Taka | |
|-------------------------------------|-------|--------------------------------------|--------------------------------------|
| | | July 01, 2020 to June 30, 2021 | July 01, 2019 to June 30, 2020 |
| A Revenues | 23.00 | 495,106,639 | 534,027,579 |
| B Cost of Sales | 24.00 | (287,046,497) | (306,976,352) |
| C Gross Profit | | 208,060,142 | 227,051,227 |
| Operating Expenses | | (70,967,301) | (62,277,675) |
| D Administrative expenses | 25.00 | (29,090,805) | (25,588,030) |
| Selling & Marketing Expenses | 26.00 | (41,876,496) | (36,689,645) |
| E Operating Profit | | 137,092,841 | 164,773,552 |
| Non Operating Expenses | | (7,612,616) | (6,006,104) |
| F Financial Expenses | 27.00 | (7,612,616) | (6,006,104) |
| G Other Income | 28.00 | 11,809,104 | 10,817,225 |
| H Loss on disposal on Fixed Assets | 29.00 | (388,448) | - |
| I Profit Before W.P.P.F | | 140,900,881 | 169,584,673 |
| J Expenses for W.P.P.F | 21.00 | (6,709,566) | (8,075,461) |
| K Profit Before Tax | | 134,191,315 | 161,509,212 |
| L Income Tax Expenses | | (20,601,474) | (44,454,754) |
| Current Tax | 22.00 | (3,041,494) | (10,025,596) |
| Deferred Tax | 16.00 | (17,559,980) | (34,429,158) |
| M Net Profit After Tax | | 113,589,841 | 117,054,459 |
| N Other Comprehensive Income | | - | - |
| O Total Comprehensive Income | | 113,589,841 | 117,054,459 |
| P Earnings per Share (EPS) | 30.00 | 1.24 | 1.28 |

The annexed notes and Annexure-A are form an integral part of these financial statements.


Company Secretary


Chief Financial Officer



Director


Managing Director


Chairman

Signed as per our annexed report on even date

Dated: October 28, 2021
Place: Dhaka


AFM Alamgir, FCA
Chief Executive Partner
ARTISAN
Chartered Accountants



Advent Pharma Ltd.

Rupayan Karim Tower,
Level # 10, 80, Kakrail V.I.P Road,
Ramna, Dhaka-1000

ARTISAN

CHARTERED ACCOUNTANTS

**Statement of Changes in Equity
For the Year ended June 30, 2021**

| Particulars | Ordinary Share Capital | Retained Earnings | Total |
|------------------------------------|------------------------|--------------------|----------------------|
| Balance as on July 01, 2020 | 830,060,000 | 290,530,279 | 1,120,590,279 |
| Net Profit for the Year | - | 113,589,841 | 113,589,841 |
| Stock Dividend (2019-2020) | 83,006,000 | (83,006,000) | - |
| Balance as on June 30, 2021 | 913,066,000 | 321,114,120 | 1,234,180,120 |

**Statement of Changes in Equity
For the Year ended June 30, 2020**


| Particulars | Ordinary Share Capital | Retained Earnings | Total |
|------------------------------------|------------------------|--------------------|----------------------|
| Balance as on July 01, 2019 | 754,600,000 | 264,034,442 | 1,018,634,442 |
| Net Profit for the Year | - | 117,054,459 | 117,054,459 |
| Stock Dividend (2018-2019) | 75,460,000 | (75,460,000) | - |
| Cash Dividend (2018-2019) | - | (15,092,000) | (15,092,000) |
| Adjustment for Leased Assets | - | (6,622) | (6,622) |
| Balance as on June 30, 2020 | 830,060,000 | 290,530,279 | 1,120,590,279 |


Company Secretary


Chief Financial Officer



Director


Managing Director


Chairman

Signed as per our annexed report on even date

Dated: October 28, 2021
Place: Dhaka


AFM Alamgir, FCA
Chief Executive Partner
ARTISAN
Chartered Accountants



**Statement of Cash Flows
For the Year ended June 30, 2021**

| Particulars | Notes | Amount in Taka | |
|--|-------|--------------------------------------|--------------------------------------|
| | | July 01, 2020 to June 30, 2021 | July 01, 2019 to June 30, 2020 |
| A. CASH FLOWS FROM OPERATING ACTIVITIES: | | | |
| Cash Receipts from Customers & Others | 34.00 | 511,129,901 | 505,459,395 |
| Cash Paid to Suppliers | 35.00 | (243,868,618) | (252,134,363) |
| Cash paid to Employees | 36.00 | (44,826,055) | (42,439,218) |
| Cash paid to Others | 37.00 | (38,154,262) | (34,171,639) |
| Tax Paid During This Year | 38.00 | (3,897,065) | (6,618,029) |
| Net cash generated from operating activities | | 180,383,901 | 170,096,145 |
| B. CASH FLOWS FROM INVESTING ACTIVITIES: | | | |
| Paid for Acquisition of Property, Plant & Equipment | 39.00 | (809,400) | (55,602,347) |
| Paid for Capital Work -in- Progress (construction) | 40.00 | (183,248,421) | (156,822,461) |
| Investment in FDR | | - | 40,000,000 |
| Proceeds from disposal of Fixed Assets | | 230,000 | - |
| Net cash used for investing activities | | (183,827,821) | (172,424,808) |
| C. CASH FLOWS FROM FINANCING ACTIVITIES: | | | |
| Net Received/Payment of Short Term Borrowings | | 13,468,490 | 16,122,455 |
| Net Received/Payment of Long Term Borrowings | | (1,954,229) | (2,598,623) |
| Financial Expenses Paid | 42.00 | (3,010,434) | (4,233,596) |
| Cash Dividend Paid | 41.00 | (8,077,038) | (8,713,293) |
| Lease Payment | | (632,500) | (632,500) |
| Refund to IPO Applicants | | - | (20,000) |
| Net cash provided by financing activities | | (205,711) | (75,558) |
| D. Net Increase/(Decrease) in cash & cash equivalents (A+B+C) | | (3,649,631) | (2,404,220) |
| E. Cash & Cash equivalents at the beginning of the year | | 6,338,662 | 8,742,883 |
| F. Cash & Cash equivalents at the end of the year (D+E) | | 2,689,030 | 6,338,662 |

G. Net Operating Cash Flows Per Share

1.98

1.86



Company Secretary



Chief Financial Officer




Director


Managing Director



Chairman

Signed as per our annexed report on even date


AFM Alamgir, FCA
Chief Executive Partner
ARTISAN
Chartered Accountants

Dated: October 28, 2021
Place: Dhaka



Notes, comprising a summary of significant accounting policies and other explanatory information**As at and for the year ended 30 June-2021****1.00 Corporate History of the Reporting Entity**

Advent Pharma Limited (The Company) was incorporated in Bangladesh as a Private Limited Company under the Companies Act, 1994 vide Registration No. C-65459(2951)/2007 dated 25th January, 2007. Subsequently the company was converted into Public Company Limited by share 07 May 2016.

The registered office of the company and the factory is located at Plot # B50-54, BSCIC Industrial Estate, Dhamrai, Dhaka, Bangladesh.

2.00 Corporate Business

The Company is a Pharmaceutical company which is engaged in manufacturing, importing and marketing of animal health care drugs, nutritional supplements and feed additives for livestock like powder, bolus and liquid dosage forms. All products have duly been approved by Drug Administration Authority and Department of Live Stock respectively.

3.00 Basis of preparation and significant accounting policies**3.01 Basis of Measurement of Elements of Financial Position**

The financial statements of the company have been prepared on going concern assumption under historical cost convention, on accrual basis and in accordance with the International Accounting Standards (IASs), International Financial Reporting Standards (IFRSs), the Companies Act 1994, the Securities and Exchange Rules 2020, the requirements of Financial Reporting Act 2015, Value Added Tax and Supplementary Duty Act 2012, Income Tax Ordinance 1984 and other laws and regulations applicable for the company.

The following International Accounting Standards were applied for the preparation of the financial statements for the year.

| | |
|--------|---|
| IAS 1 | Presentation of Financial Statements |
| IAS 2 | Inventories |
| IAS 7 | Statement of Cash Flows |
| IAS 8 | Accounting Policies, Changes in Accounting Estimates and Errors |
| IAS 10 | Events after the Reporting Period |
| IAS 12 | Income Taxes |
| IAS 16 | Property, Plant and Equipment |
| IAS 19 | Employee Benefits |
| IAS 23 | Borrowing Costs |
| IAS 24 | Related Party Disclosures |
| IAS 32 | Financial Instruments: Presentation |
| IAS 33 | Earnings per Share |
| IAS 36 | Impairment of Assets |

| | |
|---------|--|
| IAS 37 | Provisions, Contingent Liabilities and Contingent Assets |
| IFRS 7 | Financial Instruments: Disclosures |
| IFRS 8 | Operating Segments |
| IFRS 9 | Financial Instruments |
| IFRS 13 | Fair Value Measurement |
| IFRS 15 | Revenue from Contracts with Customers |
| IFRS 16 | Leases |

3.02 Going Concern Assumption

Management have assessed the going concern assumptions during the preparation of the financial statements of the company, Management believe that no events or conditions give rise to doubt about the ability of the company to continue in operation in the foreseeable future. This conclusion is drawn based on knowledge of the company, the estimated economic outlook and related identified risks and uncertainties. It has been concluded that it is reasonable to apply the going concern concept as the underlying assumption for the financial statements.

3.03 Structure, Content and Presentation of Financial Statements

Being the general purpose financial statements, the presentation of these financial statements is in accordance with the guidelines provided by IAS 1 Presentation of Financial Statements. The financial statements comprises the following;

- i) Statement of Financial Position as at June 30, 2021
- ii) Statement of Profit or Loss and other comprehensive income for the year ended June 30, 2021
- iii) Statement of Changes in Equity for the year ended June 30, 2021
- iv) Statement of cash flows for the year ended June 30, 2021
- v) Notes, comprising a summary of significant accounting policies and other explanatory information as at and for the year ended June 30, 2021

3.04 Presentational and Functional Currency

The figure in the financial statements has been presented in Bangladesh Taka Currency and has been Rounded off to the nearest Taka where necessary.

3.05 Reporting Period

The period of the financial statements covers 12(Twelve) months from 01 July 2020 to 30 June 2021.

3.06 Revenue

With Compliance of IFRS 15, revenue has been recognized by applying the following five steps:

1. Identify the contract with the customer
2. Identify the performance obligations in the contract
3. Determine the transaction price
4. Allocate the transaction price
5. Recognize revenue when (or as) a performance obligation is satisfied.

We have recognized revenue when all the recognition criteria are met.

3.07 Lease

The entity has adopted IFRS 16 from 01 July, 2019 and have been reviewed office rent agreement in light of the new rules in IFRS 16. On adoption of IFRS 16 the entity recognizes a right-of-use asset and a lease liability. The lease liability is measured at the present value of the lease payments that are not paid at date of 01 July, 2019 discounted using the incremental borrowing rate. Subsequently, right-of-use asset is adjusted for depreciation and lease liability is adjusted for interest and lease payments. The lease payment is split into a principal and interest portion which are both presented in the statement of cash flows. Depreciation has been charged on right-of use assets on a straight line basis during the lease period. Incremental borrowing rate is @12%. Lease liability has been calculated following full retrospective method

3.08 Property, Plant and Equipment

Initial Recognition and measurement

Property, plant and equipment have been capitalized at cost of acquisition and subsequently stated at cost less accumulated depreciation in compliance with the requirements of IAS 16 Property, Plant and Equipment. The cost of acquisition of an asset comprises its import/ purchase price including non refundable duty taxes and any other directly attributable incidental cost of bringing the assets for its intended use.

Depreciation on Fixed Assets

In accordance with the provisions of IAS 16 Property, Plant and Equipment. Depreciation charged on an asset when the assets are available for use. Depreciation is charged on all fixed assets on reducing balance method. The Rate of depreciation for this year as below:

| Particulars | 30-Jun-2021 | 30-Jun-2020 |
|-------------------------------|-------------|-------------|
| Land | - | - |
| Land Development | 2.50% | 2.50% |
| Factory Building | 2.50% | 2.50% |
| Plant & Machinery | 5% | 5% |
| Sub-Station | 10% | 10% |
| Motor Vehicle | 15% | 15% |
| Furniture & Fixture | 10% | 10% |
| Solar Panel | 10% | 10% |
| Generator | 10% | 10% |
| Air Conditioner | 5% | 5% |
| Office Equipment | 10% | 10% |
| HVAC System | 5% | 5% |
| Labrotory Equipment | 5% | 5% |
| Product development Equipment | 5% | 5% |
| ETP | 5% | 5% |
| Books & Journals | 15% | 15% |

Capital work-in-progress:

Capital work-in-progress represents the cost incurred for acquisition and/or construction of items of property, plant and equipment that were not available for use at the end of 30th June, 2021 and these are stated at cost. The items of capital work in progress are recognized when risks and rewards associated with such assets are transferred to the company.

Capitalization of borrowing costs

Borrowing costs that are directly attributable to acquisition, construction or production of a qualifying asset included in the cost of those assets in compliance with IAS 23 Borrowing Costs. However, capitalization of borrowing costs is ceased when acquisition of relevant asset is completed. In this year no-borrowing costs have been capitalized.

3.09 Disposal and Retirement

An asset is derecognized on disposal or when no future economic benefits are expected from its use and subsequent disposal. Gain or loss arising from the retirement or disposal of an asset is determined as the difference between the net disposal proceeds and the carrying amount of the assets and is recognized as gain or loss from disposal of the asset under other income in the Statement of Profit or Loss and Other Comprehensive Income. Depreciation has been charged on disposal assets up to the date of disposal. During the year the company has desposed Motor Vehicle.



3.10 Cash and Cash equivalents

Cash and cash equivalents comprise cash in hand, demand deposits and short term deposit, highly liquid investments that are readily convertible to known amounts of cash and which are subject to an insignificant risk of changes in value.

3.11 Inventories

Inventories are carried at the lower of cost or net realizable value as prescribed by IAS 2 Inventories. Cost is determined on weighted average cost basis. The cost of inventories comprises of expenditure incurred in the normal course of business in bringing the inventories to their present location and condition. Net realizable value is based on estimated selling price less any further costs expected to be incurred to make the sale.

3.12 Events after the Reporting Period

Events after the Reporting Period that provide additional information about the companies position at the date of statement of Financial position are reflected in the Financial Statements. Events after the reporting period that are non adjusting events are disclosed in the notes when material.

3.13 Statement of Cash Flows

The Statement of Cash Flows is prepared in accordance with International Accounting Standards IAS 7 Statement of Cash Flows and cash flows from the operating activities have been presented under direct method considering the provision of paragraph 19 of IAS 7 which provides that "Entities are encouraged to report cash flows from operating activities using the direct method".

As per Bangladesh Securities and Exchange Commission Notification No. BSEC/CMRRCD/2006/158 /208/Admin/81 dated 08 August 2018, Cash Flows from operating activities has been reconciled with net income using the indirect method

3.14 Related Party Disclosures

The company in normal course of business carried out a number of transactions with related parties that fall within the definition of related party as prescribed by IAS 24 Related Party Disclosures. This has been disclosed in a separate note to the financial statements.

3.15 Earnings Per Share

The company calculates Earnings per Share (EPS) in accordance with the requirement of IAS 33 Earnings Per Share, which has been shown on the face of the Statement of Profit or Loss and other Comprehensive Income.

Basic earnings

This represents earnings for the year ended June 30, 2021 attributable to the ordinary shareholders.

Basic earnings per share

This has been calculated dividing the basic earning by the weighted average number of shares outstanding during the year.

Diluted earnings per share

No diluted earnings per share is required to be calculated for the year presented as Advent Pharma Ltd. has no dilutive potential ordinary shares.



3.16 Impairment of Assets

I) Financial Assets

Accounts receivable and others receivables are assessed at each reporting date to determine whether there is any objective evidence of impairment. Financial assets are impaired if objective indicates that a loss event has occurred after the initial recognition of the asset and that the loss event had a negative effect on the estimated future cash flows of that asset that can be estimated reliably. Objective evidence that financial assets are impaired can include default of delinquency by a debtor, indicates that a debtor of issuer will enter bankruptcy etc.

II) Non-Financial Assets

An asset is impaired when its carrying amount exceeds its recoverable amount. The company assesses at each reporting date whether there is any indication that an asset may be impaired. If any such indication exists, the company estimates the recoverable amount of the asset. The recoverable amount of an asset is the higher of its fair value less cost to sell and its value in use. Carrying amount of the assets is reduced to its recoverable amount by recognizing an impaired loss is recognized immediately in statement of comprehensive income unless the asset is carried at revalued amount. Any impaired loss of a revalued asset treated as a revaluation decrease.

All fixed and financial assets have been reviewed and it was confirmed that no such assets have been impaired during the year and for this reason no provision has been made for impairment of assets.

3.17 Provisions

In accordance with the guidelines as prescribed by IAS 37 "Provisions, Contingent Liabilities and Contingent Assets", provisions are recognized in the following situations:

- a) when the company has an obligation (legal or constructive) as a result of past events;
- b) when it is probable that an outflow of resources embodying economic benefits will be required to settle the obligation; and
- c) when reliable estimates can be made of the amount of the obligation.

3.18 Income Tax

Current Tax

Provision for taxation has been made as per rates prescribed in Finance Act, 2021 and the Income Tax Ordinance, 1984 on the profit made by the company.

Deferred Tax

The company accounts for deferred tax as per IAS 12 Income Taxes. Deferred Tax is arising due to temporary difference in between carrying amount of book value of assets & liabilities and its tax base. The tax rate prevailing at the balance sheet date is used to determine deferred tax.

3.19 Workers Profit Participation Fund (WPPF)

The company has created a fund for workers " Workers profit participation fund (WPPF)" as per Bangladesh Labour Act 2006 (amended 2018) by 5% of profit after charging such expenses.

3.20 VAT

Company Produces both Vatable and Non-Vatable Product. The company paid VAT only on vatable items and enjoying exemption for non vatable items as per S.R.O No. 141-AIN/2021/138-VAT, dated: June 03, 2021.

3.21 Comparative Information

Comparative information has been disclosed in the respect of previous year for all numeric information in the financial statements and also the narrative and descriptive information where it is relevant for understanding of the current year's financial statement.



3.22 Financial Instruments

A financial instrument is any contract that gives rise to a financial asset to one entity and a financial liability or equity instrument to another entity as per IFRS 9 Financial Instruments.

Financial Assets

Financial assets of the company include cash and cash equivalents, equity instrument to another entity, Trade receivables and other receivables. The company initially recognize a financial asset in its statement of financial position when, and only when, the company becomes a party to the contractual provision of the instrument. The company derecognize a financial asset when, and only when; the contractual rights to the cash flows from the financial asset expire or transfer the contractual rights to receive the cash flows of the financial asset.

Financial Liabilities

The company initially recognize a financial liability in its statement of financial position when, and only when, the company becomes a party to the contractual provision of the instrument. The company derecognize a financial liability from its statement of financial position when, and only when, it is extinguished, that is when the obligation specified in the contract is discharged or cancelled or expires.

3.23 Employee Benefits

The Company's employee benefits include the following:

Short Term Employee Benefits

Short term employee benefits include salaries, bonuses etc. Obligations for such benefits are measured on an undiscontinued basis are expensed as the related service is provided.

Worker's profit participation fund (WPPF)

The company recognized WPPF at the rate of 5% on profit after charging such expenses before tax and payment is made to the workers as per provisions of Bangladesh Labour Act, 2006 (Amended 2018).

3.24 Operating Segments:

The chief operating decision maker of the company, together with other senior management personnel, reviewed the financial information of the products such as revenue, expenses and allocation of resources. The company performed its operation on aggregate basis and manages the operations as a single operating segment. Hence, it is felt that segment reporting is not required to be disclosed as per IFRS 8 Operating Segments.

3.25 Other Income

Other Income arises from FDR Interest Income, Bank Interest Income, Sales of Wastage and Toll charge.

3.26 Risk Management:

The management of the company is overall responsible for the establishment and oversight of the company's risk management framework. Risk management policies, procedures and systems are reviewed regularly to reflect changes in market conditions and the company's activities. The company has exposure to the following risk for its use of financial instrument.

Credit Risk

Liquidity Risk

Market Risk

Credit Risk:

Credit risk is the risk of a financial loss to the company if a customer or counterparty to a financial instrument fails to meet its contractual obligations and arises principally from the company's receivables. As at 30 June, 2021 there has no credit risk against receivables.



Management perception:

To mitigate the the credit risk the management of the company follows robust credit controll and collection polices. The company has dedicated credit collection team who are responsible for any dues and they have been demonstrating remarkable performance in collecting receivables as per company's credit and collection policy.

Liquidity Risk:

Liquidity risk is defined as the risk that the company will not be able to settle or meet its financial obligations on time or at a resunable price.

Management perception:

The company's approach to managing liquidity is to ensure, as far as possible, that it will always have sufficient liquidity to meet its liabilities when due, under both normal and streesed conditions, without incurring unacceptable losses or risking damage to the company's reputation. Typically, management ensures that it has sufficient cash and cash equivalent to meet expected operational expenses, including the servicing of financial obligation through preparation of the cash forecast, prepared based on time line of payment of the financial obligation and accordingly arrange for sufficient liquidity/ fund to make the expected payment within due date.

Market Risk:

Market risk is refers to the risk of adverse market conditions affecting the sales and profitability of the company. Mostly, the risk arrises from falling demand for the product or service which would harm the performance of the company. On the other hand, strong marketing and brand management would help the company increase their customer base.

Management perception:

Management is fully aware of the market risk, and act accordingly. Market of animel health products in Bangladesh is growing rapidly. Moreover the company has a strong marketing and brand management to increase the customer base and customer loyalty.

3.27 Authorisation for Issue

The financial statements were authorised for issue by the board of Directors of the Company on 28 October, 2021



| Amount in Taka | |
|----------------|-------------|
| 30-Jun-2021 | 30-Jun-2020 |

4.00 Property, Plant and Equipment

A. Cost

| | | |
|--------------------------------|----------------------|----------------------|
| Opening Balance | 1,214,404,201 | 927,415,596 |
| Add: Addition during the year | 168,088,026 | 286,988,605 |
| Less: Disposal during the year | (1,478,574) | - |
| | 1,381,013,653 | 1,214,404,201 |

B. Accumulated Depreciation

| | | |
|---|--------------------|--------------------|
| Opening Balance | 115,803,056 | 82,685,733 |
| Add: Depreciation charged during the year | 38,168,564 | 33,117,323 |
| Less: Adjustment during the year | (860,126) | - |
| | 153,111,494 | 115,803,056 |

Written down Value (A-B)

| | | |
|--|----------------------|----------------------|
| | 1,227,902,159 | 1,098,601,145 |
|--|----------------------|----------------------|

Details are shown in Annexure-A.

5.00 Capital Work In Progress (Building Construction)

| | | |
|------------------------------|-------------------|------------------|
| Opening Balance | 5,924,163 | 86,451,054 |
| Addition during the year | 190,117,421 | 150,778,461 |
| Transfer to Factory Building | (166,317,456) | (231,305,352) |
| Closing Balance | 29,724,128 | 5,924,163 |

6.00 Right of use Assets:

| | | |
|------------------------|----------------|------------------|
| Beginning Balance | 1,019,955 | 1,602,786 |
| Depreciation Expenses | (582,831) | (582,831) |
| Closing Balance | 437,124 | 1,019,955 |

7.00 Inventories

| | | |
|-----------------------------------|-------------------|-------------------|
| Finished Goods (Note-24.00) | 32,626,808 | 24,923,097 |
| Raw Materials (Note-24.01) | 25,746,190 | 22,320,203 |
| Packing Materials (Note-24.02.01) | 6,430,426 | 6,055,256 |
| Spare Parts (Note-24.02.2) | 84,135 | 185,452 |
| Work In Process (Note-24.00) | 10,524,350 | 14,402,451 |
| Total | 75,411,909 | 67,886,459 |

8.00 Trade & Other Receivables

| | | |
|------------------|--------------------|--------------------|
| Trade Receivable | 114,021,998 | 118,236,156 |
| | 114,021,998 | 118,236,156 |

Ageing of Trade Receivable

| | | |
|----------------------|--------------------|--------------------|
| More than six months | 16,629,032 | - |
| Less than six months | 97,392,966 | 118,236,156 |
| | 114,021,998 | 118,236,156 |

The classification of receivables as required by the Schedule XI of the Companies Act, 1994 are given below:

| | | |
|--|--------------------|--------------------|
| Receivables considered good and in respect of which the company is fully secured. | - | - |
| Receivables considered good for which the company holds no security other than the debtor's personal security. | 114,021,998 | 118,236,156 |
| Receivables considered doubtful or bad. | - | - |
| Receivables due by directors or other officers of the company or any of them either severally or jointly with any other person or receivables due by firms or private companies respectively in which any director is a partner or a director or a member. | - | - |
| Receivables due by companies under the same management. | - | - |
| The maximum amount due by directors or other officer of the company at any time during the year. | - | - |
| Total | 114,021,998 | 118,236,156 |

| | | Amount in Taka | |
|----------------|--|-----------------------|--------------------|
| | | 30-Jun-2021 | 30-Jun-2020 |
| 9.00 | Advances, Deposits & Pre-payments | | |
| | Advances (Note # 9.01) | 24,741,173 | 27,856,609 |
| | Deposits (Note # 9.02) | 1,129,724 | 1,129,724 |
| | Prepayments (Note # 9.03) | 43,523 | 43,523 |
| | VAT Current Account | 3,941,977 | 4,741,626 |
| | Total | 29,856,397 | 33,771,482 |
| 9.01 | Advances | | |
| | Advance against Tax (9.01.01) | 24,724,673 | 20,827,608 |
| | Advance against Salary | 16,500 | 6,000 |
| | Advance against Construction | - | 6,869,000 |
| | Advance against Raw Materials | - | 154,001 |
| | Total | 24,741,173 | 27,856,609 |
| 9.01.01 | Advance against Tax | | |
| | Opening Balance | 20,827,608 | 33,788,346 |
| | Add: Paid during the year (Note-9.01.02) | 3,897,065 | 6,618,029 |
| | Less: Adjustment during the year (Note-9.01.03) | - | (19,578,767) |
| | Total | 24,724,673 | 20,827,608 |
| 9.01.02 | Tax paid during the year | | |
| | For the Income Year 2013, 2014, 2015, 2016 (Six Month) | - | 2,019,703 |
| | For the Income Year 2016-2017 | 1,500,000 | - |
| | For the Year 2020-2021 | 2,397,065 | 4,598,326 |
| | Total | 3,897,065 | 6,618,029 |
| 9.01.03 | Advance tax adjustment during the year: | | |
| | For the Income year 2013 | - | 4,885,968 |
| | For the Income year 2014 | - | 6,273,749 |
| | For the Income year 2015 | - | 7,661,078 |
| | For the Income year 2016(Jan.-June) | - | 757,972 |
| | Total | - | 19,578,767 |
| 9.02 | Deposits | | |
| | Security Deposit - Electricity | 550,424 | 550,424 |
| | Security Deposit -Titas Gas Transmission & Distribution Co. Ltd. | 183,000 | 183,000 |
| | Security against-House Rent | 391,000 | 391,000 |
| | Security Deposit -BTCL. | 5,300 | 5,300 |
| | Total | 1,129,724 | 1,129,724 |
| 9.03 | Prepayments | | |
| | Prepaid Fire Insurance: | | |
| | Opening Balance | 43,523 | 25,260 |
| | Add: Advance paid during the year | 174,104 | 174,104 |
| | Less: Charged during the year | (174,104) | (155,841) |
| | Closing Balance | 43,523 | 43,523 |
| 10.00 | Investment in FDR | | |
| | Name of Financial Institution | | |
| | Midland Bank Ltd. FDR No.: 0019761 | 40,000,000 | 40,000,000 |
| | Total | 40,000,000 | 40,000,000 |
| 11.00 | Cash & Cash Equivalents | | |
| | Cash in hand (Note-11.01) | 356,016 | 135,502 |
| | Cash at bank (Note-11.02) | 2,333,014 | 6,203,160 |
| | Total | 2,689,030 | 6,338,662 |

| Amount in Taka | |
|----------------|-------------|
| 30-Jun-2021 | 30-Jun-2020 |

11.01 Cash in Hand

Head Office
Depots

| | |
|----------------|----------------|
| 304,744 | 65,587 |
| 51,272 | 69,915 |
| 356,016 | 135,502 |

Total

Cash in hand has been certified by the management of the company.

11.02 Cash at Bank

2,333,014

6,203,160

11.02.01 Cash at Bank

Bank Name

| | | | |
|-----------------------------|--------------------|-----------|-----------|
| Islami Bank Bangladesh Ltd. | A/C No. # 283517 | 245,707 | 265,542 |
| Dutch Bangla Bank Ltd. | A/C No. # 129775 | 1,597,505 | 688,718 |
| Janata Bank Ltd | A/C No. # 10035785 | 101,998 | 197,721 |
| IFIC Bank Ltd. | A/C No. # 327-041 | 65,053 | 4,028,654 |
| IFIC Bank Ltd. | A/C No. # 327-001 | 49,212 | 43,178 |
| IFIC Bank Ltd. | A/C No. # 327-003 | 56,475 | 81,294 |
| Shahjalal Islami Bank Ltd. | A/C No. # 000-7339 | 18,545 | 22,810 |
| Midland Bank Ltd. | A/C No. # 000-6230 | 18,574 | 696,445 |
| BRAC Bank Ltd. | A/C No. # 150001 | 95,973 | 94,826 |
| BRAC Bank Ltd. | A/C No. # 150002 | 83,972 | 83,972 |

Total

2,333,014

6,203,160

12.00 Share Capital

Authorized Capital :

100,000,000 ordinary shares of Tk. 10.00 each

1,000,000,000

1,000,000,000

Issued, Subscribed & Paid-up Capital :

830,06,000 ordinary shares of Tk. 10.00 each

913,066,000

830,060,000

913,06,600 ordinary shares of Tk. 10.00 each

Share holding position of Shareholders:

| Category of Shareholders | No. of Share Holding | | Percentage of Shareholding | | Amount in Taka | |
|-------------------------------|----------------------|-------------------|----------------------------|-------------|--------------------|--------------------|
| | 30-Jun-21 | 30-Jun-20 | 30-Jun-21 | 30-Jun-20 | 30-Jun-21 | 30-Jun-20 |
| Director & Sponsor | 28,706,342 | 26,096,675 | 31.44% | 31.44% | 287,063,420 | 260,966,750 |
| Institutional | 17,225,306 | 16,219,372 | 18.87% | 19.54% | 172,253,060 | 162,193,724 |
| Public | 45,374,952 | 40,689,953 | 49.70% | 49.02% | 453,749,520 | 406,899,526 |
| Total | 91,306,600 | 83,006,000 | 100% | 100% | 913,066,000 | 830,060,000 |

The distribution schedule showing the number of shareholders and their share holding in percentage has been disclosed below:

| Range of Holding | As per Folio | | As per BO ID | | Total Share Holdings | % |
|-----------------------------|----------------|----------|----------------|-------------------|----------------------|-------------|
| | No. of Holders | Holdings | No. of Holders | Holdings | | |
| Up to 500 Shares | - | - | 1,552 | 294,296 | 294,296 | 0.32% |
| 501 to 5,000 Shares | - | - | 2,701 | 5,307,825 | 5,307,825 | 5.81% |
| 5,001 to 10,000 Shares | - | - | 525 | 4,129,568 | 4,129,568 | 4.52% |
| 10,001 to 20,000 Shares | - | - | 388 | 5,771,173 | 5,771,173 | 6.32% |
| 20,001 to 30,000 Shares | - | - | 137 | 3,472,737 | 3,472,737 | 3.80% |
| 30,001 to 40,000 Shares | - | - | 77 | 2,781,456 | 2,781,456 | 3.05% |
| 40,001 to 50,000 Shares | - | - | 56 | 2,636,638 | 2,636,638 | 2.89% |
| 50,001 to 100,000 Shares | - | - | 75 | 5,317,655 | 5,317,655 | 5.82% |
| 100,001 to 1,000,000 Shares | - | - | 72 | 18,014,335 | 18,014,335 | 19.73% |
| Over 1,000,000 Shares | - | - | 15 | 43,580,917 | 43,580,917 | 47.73% |
| Total | - | - | 5,598 | 91,306,600 | 91,306,600 | 100% |

| Amount in Taka | |
|----------------|-------------|
| 30-Jun-2021 | 30-Jun-2020 |

13.00 Retained Earnings

| | | |
|--------------------------|--------------------|--------------------|
| Opening balance | 290,530,279 | 264,034,442 |
| Add: Profit for the year | 113,589,841 | 117,054,459 |
| Stock Dividend | (83,006,000) | (75,460,000) |
| Cash Dividend | - | (15,092,000) |
| Adjustment for Leased | - | (6,622) |
| Closing balance | 321,114,120 | 290,530,279 |

14.00 Long Term Borrowings Net of Current Portion

| | | |
|---|-------------------|-------------------|
| Islami Bank Bangladesh Ltd., A/C # 082015 | 18,372,546 | 19,544,093 |
| Islami Bank Bangladesh Ltd., A/C # 100814 | 4,921,695 | 5,464,264 |
| Total | 23,294,241 | 25,008,357 |
| Less: Current Portion of long Term loan | (7,912,963) | (7,912,963) |
| Less: Accrued Interest on Long Term Loan | (819,332) | (579,219) |
| Net Amount | 14,561,946 | 16,516,175 |

Terms and conditions

This represent the present outstanding balance of the above Long term loans (Project Loan) taken for Construction Works and purchase of Machinery. The above loans are secured by land with building and Existing Machinery. The rate of interest of this loans are varying from 9% -15%.

15.00 Short Term Borrowings

| | | |
|---|-------------------|-------------------|
| Midland Bank Ltd., Dilkusha Branch | - | 1,098,720 |
| Midland Bank Ltd., Dilkusha Branch | - | 1,291,649 |
| Midland Bank Ltd., Dilkusha Branch | 2,224,514 | 2,008,929 |
| Midland Bank Ltd., Dilkusha Branch | 2,386,071 | 2,155,038 |
| Midland Bank Ltd., Dilkusha Branch | - | 3,317,632 |
| Midland Bank Ltd., Dilkusha Branch | - | 1,878,529 |
| Midland Bank Ltd., Dilkusha Branch | - | 877,541 |
| Midland Bank Ltd., Dilkusha Branch | 5,278,588 | 4,770,953 |
| Midland Bank Ltd., Dilkusha Branch | 3,571,113 | 3,226,757 |
| Midland Bank Ltd., Dilkusha Branch | 3,500,038 | 3,162,479 |
| Midland Bank Ltd., Dilkusha Branch | 351,745 | - |
| Midland Bank Ltd., Dilkusha Branch | 69,692 | - |
| Midland Bank Ltd., Dilkusha Branch | 141,943 | - |
| Midland Bank Ltd., Dilkusha Branch | 108,992 | - |
| Midland Bank Ltd., Dilkusha Branch | 579,158 | - |
| Midland Bank Ltd., Dilkusha Branch | 1,326,783 | - |
| Midland Bank Ltd., Dilkusha Branch | 2,708,594 | - |
| Midland Bank Ltd., Dilkusha Branch | 2,173,754 | - |
| Midland Bank Ltd., Dilkusha Branch | 261,705 | - |
| Midland Bank Ltd., Dilkusha Branch | 1,729,159 | - |
| Midland Bank Ltd., Dilkusha Branch | 631,898 | - |
| Midland Bank Ltd., Dilkusha Branch | 12,120,415 | - |
| Total Amount | 39,164,161 | 23,788,227 |
| Less: Accrued Interest on Short Term Loan | (2,337,595) | (430,151) |
| Net Amount | 36,826,566 | 23,358,077 |

Terms & Conditions

This represent the present outstanding balance of the above short term loans (working capital Loan) taken for purchase of Raw materials. The above loans are secured by land with building and Existing Machinery. The rate of interest of this loans are varying from 9% -15%.

| Amount in Taka | |
|----------------|-------------|
| 30-Jun-2021 | 30-Jun-2020 |

16.00 Deferred Tax Liabilities

| | | |
|--|--------------------|--------------------|
| Opening Balance | 101,428,244 | 66,999,086 |
| Add: Provision made during the year (Note-16.01) | 17,559,980 | 34,429,158 |
| Closing Balance | 118,988,224 | 101,428,244 |

16.01 Deferred tax liabilities as at June 30, 2021 is arrived as follows :

| | | |
|--|--------------------|--------------------|
| Written Down Value of PPE as per Accounting Base | 1,227,902,159 | 1,098,601,145 |
| Written Down Value as per Third Schedule | (699,065,607) | (692,888,168) |
| Net Temporary Difference | 528,836,552 | 405,712,977 |
| Income Tax Rate | 22.50% | 25% |
| Deferred Tax Liability | 118,988,224 | 101,428,244 |
| Opening Deferred Tax Liability | (101,428,244) | (66,999,086) |
| Deferred Tax Expenses | 17,559,980 | 34,429,158 |

17.00 Trade and other payables

Payable to Suppliers & Others:

| | | |
|-------------------------------------|-----------|-----------|
| Chemi Trade | 1,911,500 | 1,404,225 |
| Mars Trading | 218,300 | 162,100 |
| Annex International | 79,000 | 210,670 |
| Banga Building Materials | 39,600 | - |
| Asia Plastic Container | 520,111 | 659,041 |
| Bismillah Plastic | - | 60,000 |
| Daily Industry | - | 8,000 |
| Digital Sign Pack | 746,591 | 741,933 |
| Pujibazar Report | 3,000 | - |
| G Mack Corporation | - | 30,000 |
| Jamuna Corporation | 34,750 | 1,338,850 |
| M.A Polymer Industries | 276,000 | 180,850 |
| Matador Ball Pen Industries | - | 45,700 |
| Max Accessories | - | 34,000 |
| Metro Foils Ltd. | 84,085 | 21,275 |
| Modhubon Courier Service | - | 7,000 |
| The New Nation | 3,000 | - |
| Mousumi Traders | 536,500 | 102,000 |
| M/S Alamgir & Sons | 184,323 | 120,380 |
| M/S Homeland | 45,289 | 187,585 |
| M/S Mina Traders | 154,500 | 516,500 |
| M/S Siyam Enterprise | 125,000 | 913,740 |
| Teqto Materials Ltd. | 24,900 | - |
| M/S Sonali Center Pvt. Ltd. | 47,448 | - |
| M/S Hena Enterprise | 10,000 | - |
| Oxide Chemical Industry | - | 15,520 |
| Pakeza Graphics & Design & Printing | 85,205 | 130,145 |
| Pharmatex Trading | 307,500 | 790,000 |
| Pharmalink Engineering Technology | - | 25,000 |
| Protidiner Sangbad | - | 8,000 |
| Ripon Works Motor | 50,360 | 55,088 |
| Rupayan Karim Tower | 38,071 | 15,345 |
| Saumica Printing | - | 10,530 |
| Six Sigma Group | 1,390,795 | 838,360 |

| | Amount in Taka | |
|-------------------------|------------------|------------------|
| | 30-Jun-2021 | 30-Jun-2020 |
| Pharmacon | 25,000 | - |
| S.M. Enterprise | 739,728 | 181,400 |
| Total Can & Closer Ltd. | - | 455,400 |
| Galaxy Corporation | 128,000 | - |
| Fourtune Advertising | 147,500 | - |
| Ifad Autos Limited | 961,170 | - |
| Total | 8,917,226 | 9,268,637 |

Dividend payables are transferred to Unclaimed Dividend Account from previous year.

This outstanding liabilities are payable to the parties who supplied goods and rendered their services to the company.

18.00 Unclaimed Dividend Account:

| | | |
|------------------------------|------------------|-------------------|
| Dividend Payable (2107-2018) | 3,681,708 | 8,228,783 |
| Dividend Payable (2018-2019) | 2,866,695 | 6,398,742 |
| Dividend Payable (2019-2020) | 2,084 | - |
| Total | 6,550,487 | 14,627,525 |

19.00 Liability for Leases net of current Maturity:

| | | |
|--|----------------|------------------|
| Opening balance | 1,141,776 | 1,609,407 |
| Add: Interest Expenses | 98,269 | 164,869 |
| Less: Payment | (632,500) | (632,500) |
| Closing Balance | 607,545 | 1,141,776 |
| Less: Liabilities for lease-current maturity | (607,545) | (649,231) |
| Total | - | 492,545 |

20.00 Liabilities for expenses

| | | |
|---|------------------|------------------|
| Electricity Bill | 165,678 | 204,140 |
| Salary and Wages | 3,385,250 | 3,032,450 |
| Director Remuneration | 97,000 | 97,000 |
| Telephone & Mobile bill | 12,495 | 12,495 |
| Accrued Interest (Note-20.01) | 3,156,926 | 1,009,370 |
| TDS Payable | 13,340 | 15,260 |
| Audit Fees | 230,000 | 230,000 |
| Legal, License, Renewals & Professional fee | 1,407,860 | 1,510,198 |
| Total | 8,468,549 | 6,110,913 |

20.01 Accrued Interest on Loan

| | | |
|---|------------------|------------------|
| Accrued Interest on Long Term Loan (Note-20.01.01) | 819,332 | 579,219 |
| Accrued Interest on Short Term Loan (Note-20.01.02) | 2,337,595 | 430,151 |
| Total Amount | 3,156,926 | 1,009,370 |

20.01.01 Accrued Interest on Long Term Loan

| | | |
|----------------------------------|----------------|----------------|
| Opening balance | 579,219 | 300,927 |
| Interest Charged during the year | 2,056,917 | 3,062,781 |
| Payment made during the year | (1,816,804) | (2,784,489) |
| Closing balance | 819,332 | 579,219 |

20.01.02 Accrued Interest on Short Term Loan

| | | |
|----------------------------------|------------------|----------------|
| Opening balance | 430,151 | 222,130 |
| Interest Charged during the year | 2,841,421 | 1,376,917 |
| Payment made during the year | (933,977) | (1,168,896) |
| Closing balance | 2,337,595 | 430,151 |

| | | Amount in Taka | |
|--|--|--------------------|--------------------|
| | | 30-Jun-2021 | 30-Jun-2020 |
| 21.00 Liability for Contribution to W.P.P.F | | | |
| Opening balance | | 21,344,569 | 11,982,914 |
| Add: Provision for WPPF for the year (Note-21.01) | | 6,709,566 | 8,075,461 |
| Add: Interest on W.P.P.F used (Note-21.02) | | 2,454,626 | 1,286,195 |
| Closing balance | | 30,508,761 | 21,344,569 |
| 21.01 Provision for WPPF for the year | | | |
| 5 % of profit beforeTax | | 6,709,566 | 8,075,461 |
| Total | | 6,709,566 | 8,075,461 |
| 21.02 Accrued Interest on W.P.P.F Used | | | |
| Opening balance | | 1,286,195 | - |
| Add: Interest Expenses during the Year | | 2,454,626 | 1,286,195 |
| Less: Payment during the Year | | - | - |
| Closing balance | | 3,740,821 | 1,286,195 |
| 22.00 Provision for Current Tax | | | |
| Opening balance | | 49,369,509 | 58,922,680 |
| Add: Provision for tax during the year (Note-22.01) | | 3,041,494 | 10,025,596 |
| Less: Paid during the year/Adjustment (Note-9.01.03) | | - | (19,578,767) |
| Closing balance | | 52,411,003 | 49,369,509 |
| 22.01 Provision for Tax during the year | | | |
| (A) Regular | | | |
| Accounting Profit before Tax | | 134,191,315 | 161,509,212 |
| Add: Other Inadmissible Allowances | | | |
| Accounting Depreciation | | 38,168,564 | 33,117,323 |
| Other Income | | (11,809,104) | (10,817,225) |
| Less: Items for Separate Consideration | | | |
| Depreciation as per 3rd Schedule | | (161,474,538) | (158,851,042) |
| Total Taxable Income | | (923,763) | 24,958,268 |
| Rate | | 22.50% | 25% |
| Total Tax Expenses/Current Tax | | (207,847) | 6,239,567 |
| Tax on other income | | 2,657,048 | 3,786,029 |
| Total Tax Payable | | 2,449,201 | 10,025,596 |
| (B) Minimum Tax | | | |
| Revenue from Sales | | 495,106,639 | 534,027,578 |
| Other Income | | 11,809,104 | 10,817,225 |
| Total Revenue | | 506,915,743 | 544,844,803 |
| Rate of Tax | | 0.60% | 0.60% |
| Minimum Tax | | 3,041,494 | 3,204,165 |
| (C) Advance Tax | | 2,397,065 | 4,598,326 |
| Provision for theYear (whichever is Higher) | | 3,041,494 | 10,025,596 |

| Amount in Taka | |
|----------------|-------------|
| 30-Jun-2021 | 30-Jun-2020 |

23.00 Turnover

Sales Revenue from Sale of Finished Goods:

| | | |
|--------------------------|--------------------|--------------------|
| Gross Sales(Note: 23.01) | 497,071,943 | 535,061,262 |
| Less : VAT on Sales | 1,965,304 | 1,033,683 |
| Net Sales | 495,106,639 | 534,027,579 |

23.01 Gross Sales

| Sales Revenue from Sale of Finished Goods | Gross Sales | VAT@15% | Net Sales | Net Sales |
|---|--------------------|------------------|--------------------|--------------------|
| Vatable Sales | 15,067,333 | 1,965,304 | 13,102,029 | 6,891,238 |
| Non Vatable Sales | 482,004,610 | - | 482,004,610 | 527,136,341 |
| Total | 497,071,943 | 1,965,304 | 495,106,639 | 534,027,579 |

24.00 Cost of Sales

| | | |
|---|--------------------|--------------------|
| Raw Materials Consumed (Note-24.01) | 228,357,472 | 251,729,434 |
| Manufacturing Overhead (Note-24.02) | 64,162,472 | 59,520,720 |
| | 292,519,945 | 311,250,154 |
| Add: Opening Work in process | 14,402,451 | 13,546,890 |
| Less: Closing Work in process | (10,524,350) | (14,402,451) |
| Cost of Goods manufactured | 296,398,046 | 310,394,593 |
| Add: Opening stock of finished Goods | 24,923,097 | 22,786,458 |
| Cost of Goods Available for Sale | 321,321,143 | 333,181,051 |
| Less: Closing stock of finished Goods | (32,626,808) | (24,923,097) |
| Less: Sample Distribution | (1,647,838) | (1,281,602) |
| Cost of Sales | 287,046,497 | 306,976,352 |

24.01 Raw Materials Consumed

| | | |
|--|--------------------|--------------------|
| Opening Stock of Raw Materials | 22,320,203 | 27,308,790 |
| Add: Raw Materials Purchased (Note-24.01.01) | 231,783,459 | 246,740,847 |
| Raw Materials available for Consumption | 254,103,662 | 274,049,637 |
| Less: Closing Stock of Raw Materials | (25,746,190) | (22,320,203) |
| Raw Material Consumption | 228,357,472 | 251,729,434 |

24.01.01 Raw Materials Purchase:

| | | |
|-----------------------|--------------------|--------------------|
| Local Purchase | 206,038,348 | 203,605,942 |
| Foreign Purchase | 25,745,111 | 43,134,905 |
| Total Purchase | 231,783,459 | 246,740,847 |

24.02 Manufacturing Overhead

| | | |
|--|------------|-----------|
| Wages and Salary | 10,216,889 | 9,256,520 |
| Festival Bonus | 921,926 | 1,017,027 |
| Overtime | 879,837 | 1,332,105 |
| Packaging Materials Consumed (Note # 24.02.01) | 9,391,010 | 9,676,995 |
| Spare Parts Consumed (Note # 24.02.02) | 1,205,630 | 1,440,171 |
| Repair & Maintenance | 923,340 | 758,349 |

| Amount in Taka | |
|----------------|-------------|
| 30-Jun-2021 | 30-Jun-2020 |

| | | |
|---------------------------|-------------------|-------------------|
| Electricity Bill | 1,567,479 | 1,371,612 |
| Disel & Fuel | 302,995 | 734,338 |
| Electric & Sanitary Goods | 99,716 | 400,600 |
| Fire Insurance Premium | 174,104 | 155,841 |
| Canteen Expenses | 1,385,039 | 1,400,781 |
| Laboratory Expenses | 56,779 | 188,633 |
| Cleaning & Washing | 267,733 | 233,636 |
| Internet bill | 38,550 | 28,800 |
| Mobile & Telephone bill | 36,350 | 29,670 |
| Uniform | 121,110 | 98,063 |
| Depreciation (Annexure-A) | 36,573,986 | 31,397,579 |
| Total | 64,162,472 | 59,520,720 |

24.02.01 Packaging Materials Consumed

| | | |
|--|------------------|------------------|
| Opening Stock of Packaging Materials | 6,055,256 | 6,779,356 |
| Add: Purchase during the year | 9,766,180 | 8,952,895 |
| Less: Closing Stock of Packaging Materials | (6,430,426) | (6,055,256) |
| Packaging Materials Consumed | 9,391,010 | 9,676,995 |

24.02.02 Spare Parts Consumed

| | | |
|------------------------------------|------------------|------------------|
| Opening Stock of Spare Parts | 185,452 | 388,658 |
| Add: Purchase during the year | 1,104,313 | 1,236,965 |
| Less: Closing Stock of Spare Parts | (84,135) | (185,452) |
| Spare Parts Consumed | 1,205,630 | 1,440,171 |

25.00 Administrative Expenses

| | | |
|--|------------|------------|
| Salary & Allowance | 11,339,433 | 11,483,982 |
| Director Remuneration (Note # 44.01) | 1,200,000 | 1,200,000 |
| Conveyance | 230,194 | 277,590 |
| Subscription, Gift & Donation | 1,121,660 | 61,750 |
| Festival Bonus | 572,500 | 629,175 |
| Board meeting attendance fees (Note # 44.01) | 315,000 | 270,000 |
| Cleaning & Sanitation | 576,914 | 30,056 |
| Credit Rating Fee | 50,000 | 50,000 |
| Electricity Bill | 217,792 | 168,876 |
| Entertainment | 438,016 | 407,624 |
| Garage Rent | 21,600 | 24,400 |
| Legal, License & Renewal & Professional fee | 2,008,278 | 2,243,747 |
| Research & Product Development | 2,509,915 | 2,230,000 |
| Miscellaneous Expense | 2,945,745 | 1,348,068 |
| Newspaper & Magazine | 1,610 | 4,316 |
| Postage, Stamps & Courier | 31,860 | 73,989 |
| Printing & Stationery | 620,305 | 529,694 |
| Office Maintenance | 237,640 | 224,475 |
| Traning Allowance | 32,000 | 17,760 |
| Vehicle Repair & Maintenance | 758,595 | 664,017 |
| Fuel & Gas | 858,168 | 361,857 |
| Telephone & Mobile | 161,482 | 206,065 |
| Internet bill | 108,000 | 109,000 |

| Amount in Taka | |
|----------------|-------------|
| 30-Jun-2021 | 30-Jun-2020 |

| | | |
|--|-------------------|-------------------|
| Annual General Meeting Expenses | 228,420 | 274,145 |
| Audit Fees Includind VAT | 230,000 | 230,000 |
| Interest expenses on the Lease Liability | 98,269 | 164,869 |
| Depreciation Charge for the Right-of-Use Asset | 582,831 | 582,831 |
| Depreciation (Annexure-A) | 1,594,578 | 1,719,744 |
| Total | 29,090,805 | 25,588,030 |

26.00 Selling & Marketing Expenses

| | | |
|-------------------------|-------------------|-------------------|
| Salary & Allowance | 18,842,468 | 16,555,217 |
| Travelling & Conveyance | 6,428,785 | 5,008,117 |
| Festival Bonus | 880,302 | 851,480 |
| Advertisement | 151,664 | 106,498 |
| Marketing Promotion | 6,334,424 | 4,854,704 |
| Distribution Cost | 7,591,015 | 8,032,027 |
| Sample Distribution | 1,647,838 | 1,281,602 |
| Total | 41,876,496 | 36,689,645 |

27.00 Financial Expenses

| | | |
|--------------------------|------------------|------------------|
| Bank Charges | 259,652 | 280,211 |
| Interest on Loan | 4,898,338 | 4,439,698 |
| Interest on W.P.P.F used | 2,454,626 | 1,286,195 |
| Total | 7,612,616 | 6,006,104 |

28.00 Other Income

| | | |
|---------------------------|-------------------|-------------------|
| Interest on FDR | 2,900,000 | 8,487,500 |
| Bank Interest | 34,643 | 344,032 |
| Sales of Wastage | 380,270 | 928,267 |
| Toll Manufacturing Income | 8,494,191 | 1,057,426 |
| Total | 11,809,104 | 10,817,225 |

29.00 Other Loss

| | | |
|----------------------------------|----------------|----------|
| Loss on disposal of Fixed Assets | 388,448 | - |
| Total | 388,448 | - |

30.00 Earnings Per Share

| Yearly Product (Weighted Average) | |
|--------------------------------------|-------------|
| 30-Jun-2021 | 30-Jun-2020 |

| | | |
|--|-------------|-------------|
| Basic Earnings per Share | | |
| Profit after tax | 113,589,841 | 117,054,459 |
| Weighted average number of ordinary shares outstanding | 91,306,600 | 91,306,600 |

Basic Earnings per Share

| | |
|-------------|-------------|
| 1.24 | 1.28 |
|-------------|-------------|

As there is no shares under Option, Basic & Diluted earnings per share are same for the year. This has been calculated in compliance with the requirement of IAS 33 Earnings per share. EPS is the basic earnings dividing by the weighted average number of ordinary shares outstanding at the end of the year.

30.01 Calculation of Weighted Average Number of Shares

| Particulars | Share Numbers | Outstanding Period | Length in Days | Daily Product | Yearly Product (Weighted Average) | |
|---------------------------|-------------------|--------------------|----------------|-----------------------|--------------------------------------|-------------------|
| | | | | | 30-Jun-2021 | 30-Jun-2020 |
| Shares at beginning | 83,006,000 | July-20 to June-21 | 365 | 30,297,190,000 | 83,006,000 | 75,460,000 |
| Stock Dividend-2019 @ 10% | | | | | - | 7,546,000 |
| Stock Dividend -2020@ 10% | 8,300,600 | July-20 to June-21 | 365 | 3,029,719,000 | 8,300,600 | 8,300,600 |
| Total | 91,306,600 | | | 33,326,909,000 | 91,306,600 | 91,306,600 |

| Amount in Taka | |
|----------------|-------------|
| 30-Jun-2021 | 30-Jun-2020 |

31.00 Net Asset Value (NAV) per Share

| | | |
|---------------------------------------|----------------------|----------------------|
| Total Asset | 1,520,042,745 | 1,371,778,022 |
| Less: Total outside Liability | 285,862,625 | 251,187,743 |
| Net Asset | 1,234,180,120 | 1,120,590,279 |
| Number of ordinary shares outstanding | 91,306,600 | 83,006,000 |

Net Assets Value (NAV) per Share

| | |
|--------------|--------------|
| 13.52 | 13.50 |
|--------------|--------------|

32.00 Net Operating Cash Flows per Share(NOCFPS)

| | | |
|---|-------------|-------------|
| Net Cash Generated From Operating Activities | 180,383,901 | 170,096,145 |
| Weighted Average Number of Shares Outstanding | 91,306,600 | 91,306,600 |
| Net Operating Cash Flows per Share(NOCFPS) | 1.98 | 1.86 |

33.00 Reconciliation of Net Profit with Cash flows from Operating Activities:

| | | |
|--|--------------------|--------------------|
| Profit before Tax | 134,191,315 | 161,509,212 |
| Adjustment for: | | |
| Depreciation on property, plant and equipment | 38,168,564 | 33,117,323 |
| Adjustment for depreciation of the Right Use of Assets | 582,831 | 582,832 |
| Interest expenses on Lease | 98,269 | 164,869 |
| Financial Expenses | 7,612,616 | 6,006,104 |
| Loss on disposal of Fixed Assets | 388,448 | - |
| | 181,042,043 | 201,380,340 |
| (Increase)/Decrease in Accounts Receivable | 4,214,158 | (39,385,409) |
| (Increase)/Decrease in Inventory | (7,525,450) | 2,923,693 |
| Increase/(Decrease) in Trade and Other Payables | (1,312,581) | 4,886,643 |
| Decrease/(Increase) in Advance, Deposit & Prepayments | 943,150 | (2,707,836) |
| Increase in Liabilities for Expenses | 210,080 | 1,541,283 |
| (Increase)/Decrease in Liability for contribution to W.P.P.F | 6,709,566 | 8,075,461 |
| | 184,280,966 | 176,714,175 |
| Less: Income Tax Paid | (3,897,065) | (6,618,029) |
| Net Cash Generated from Operating Activities | 180,383,901 | 170,096,146 |

| | Amount in Taka | |
|---|--------------------|--------------------|
| | 30-Jun-2021 | 30-Jun-2020 |
| 34.00 Cash Receipts from Customers: | | |
| Sales Revenue | 495,106,639 | 534,027,579 |
| Add: Opening balance of Trade & Other Receivable | 118,236,156 | 78,850,747 |
| Less: Closing balance of Trade & Other Receivable | (114,021,998) | (118,236,156) |
| Other Income | 11,809,104 | 10,817,225 |
| Total | 511,129,901 | 505,459,395 |
| 35.00 Cash paid to Suppliers: | | |
| Purchase of Raw Materials | 231,783,459 | 246,740,847 |
| Purchase of packing Materials | 9,766,180 | 8,952,895 |
| Purchase of Spare Parts | 1,104,313 | 1,236,965 |
| Less: Opening Advance for Raw Materials | (154,001) | (102,047) |
| Add: Closing Advance for Raw Materials | - | 154,001 |
| Add: Opening balance of Trade Payable | 9,230,292 | 4,381,994 |
| Less: Closing balance of Trade Payable | (7,861,625) | (9,230,292) |
| Total | 243,868,618 | 252,134,363 |
| 36.00 Cash Paid to Employees: | | |
| Manufacturing Salary | 10,216,889 | 9,256,520 |
| Manufacturing Festival Bonus | 921,926 | 1,017,027 |
| Manufacturing Overtime | 879,837 | 1,332,105 |
| Administrative Salary | 12,854,433 | 12,953,982 |
| Administrative Festival Bonus | 572,500 | 629,175 |
| Selling & Marketing Salary | 18,842,468 | 16,555,217 |
| Selling & Marketing Festival Bonus | 880,302 | 851,480 |
| Less: Opening Advance for Salary | (6,000) | (35,000) |
| Add: Closing Advance for Salary | 16,500 | 6,000 |
| Add: Opening Liability for Salary | 3,129,450 | 3,002,162 |
| Less: Closing Liability for Salary | (3,482,250) | (3,129,450) |
| Total | 44,826,055 | 42,439,218 |
| 37.00 Cash paid to Others: | | |
| Total Manufacturing Overhead | 64,162,472 | 59,520,720 |
| Less: Adjustment for Salary | (12,018,652) | (11,605,652) |
| Less: Adjustment for Depreciation | (36,573,986) | (31,397,579) |
| Total Administrative Expenses | 29,090,805 | 25,588,030 |
| Less: Adjustment for Salary | (13,426,933) | (13,583,157) |
| Adjustment for Depreciation | (1,594,578) | (1,719,744) |
| Less: Adjustment for depreciation of the Right Use of Assets | (582,831) | (582,832) |
| Total Selling & Marketing Expenses | 41,876,496 | 36,689,645 |
| Adjustment for Salary | (19,722,770) | (17,406,697) |
| Less: Opening Advance for VAT Current Account | (4,741,626) | (2,075,007) |
| Add: Closing Advance for VAT Current Account | 3,941,977 | 4,741,626 |
| Less: Opening Advance for Deposit | (1,129,724) | (1,129,724) |
| Add: Closing Advance for Deposit | 1,129,724 | 1,129,724 |
| Less: Opening Advance for Prepayments | (43,523) | (25,260) |
| Closing Advance for Prepayments | 43,523 | 43,523 |
| Add: Total opening Liability | 6,110,913 | 4,083,317 |
| Less: Adjustment for opening liability other than others | (4,138,820) | (3,525,219) |
| Less: Total Closing Liability | (8,468,549) | (6,110,913) |
| Add: Adjustment for Closing liability other than others | 6,639,176 | 4,138,820 |
| Less: Adjustment for Packaging Materials Consumed (Note - 24.02.01) | (9,391,010) | (9,676,995) |
| Less: Adjustment for Spare Parts Consumed (Note - 24.02.02) | (1,205,630) | (1,440,171) |
| Less: Adjustment for Sample | (1,647,838) | (1,281,602) |
| Less: Closing creditors other than supplier | (94,431) | (38,345) |
| Add: Opening Creditors other than suppliers | 38,345 | - |
| Less: Adjustment for Interest Expenses for Lease | (98,269) | (164,869) |
| Total | 38,154,262 | 34,171,639 |

| | Amount in Taka | |
|--|--------------------|--------------------|
| | 30-Jun-2021 | 30-Jun-2020 |
| 38.00 Income Tax Payment: | | |
| Opening balance of Current Tax Payable | 49,369,509 | 58,922,680 |
| Add: Current Tax Provision during the Year | 3,041,494 | 10,025,596 |
| Less: Closing Current Tax Payable | (52,411,003) | (49,369,509) |
| Less: Opening balance of Advance Tax Payment | (20,827,608) | (33,788,346) |
| Add: Closing balance of Advance Tax Payment | 24,724,673 | 20,827,608 |
| Total | 3,897,065 | 6,618,029 |
| 39.00 Cash paid for acquisition of Property, Plant & Equipment: | | |
| Opening balance of Trade Payable | - | - |
| Add: Purchase/addition during the Year | 168,088,026 | 286,988,605 |
| Less: Transferred from Capital Work in Progress | (166,317,456) | (231,305,352) |
| Less: Opening advance for LC margin for Laboratory Equipment | - | (80,906) |
| Less: Closing balance of Trade Payable | (961,170) | - |
| Total | 809,400 | 55,602,347 |
| 40.00 Cash paid for Capital Work in Progress: | | |
| Opening balance of Creditors | - | - |
| Add: Addition during the Year | 190,117,421 | 150,778,461 |
| Less: Opening balance of Advance for construction | (6,869,000) | (825,000) |
| Less: Closing balance of Advance for Construction | - | 6,869,000 |
| Total | 183,248,421 | 156,822,461 |
| 41.00 Cash Dividend Paid: | | |
| Opening Balance Cash Dividend Payable | 14,627,525 | 8,248,818 |
| Provision for Cash Dividend during the Year | - | 15,092,000 |
| Closing Balance of Cash Dividend Payable | (6,550,487) | (14,627,525) |
| Total | 8,077,038 | 8,713,293 |
| 42.00 Financial Expenses Paid: | | |
| Financial Expenses | 7,612,616 | 6,006,104 |
| Add: Opening Accrued Interest | 1,009,370 | 523,057 |
| Less: Closing Accrued Interest | (3,156,926) | (1,009,370) |
| Add: Opening Interest Payable on W.P.P.F. Used | 1,286,195 | - |
| Less: Closing Interest Payable on W.P.P.F. Used | (3,740,821) | (1,286,195) |
| Total | 3,010,434 | 4,233,596 |

43.00 Utilization of IPO Fund

Utilization position of IPO proceeds upto 30 June, 2021 was as under:

| Purpose as per Prospectus | As per Prospectus | Utilized upto 30 June, 2019 | Utilized during 2019-2020 | Utilized during 2020- 2021 | Total Unutilized |
|--|--------------------|-----------------------------|---------------------------|----------------------------|------------------|
| Acquisition of Machineries & Equipment | 81,430,800 | 29,924,522 | 51,506,278 | - | - |
| Construction of Building and Other Civil Works | 100,069,200 | 93,117,710 | 6,951,490 | - | - |
| IPO Expenses | 18,500,000 | 18,198,305 | 301,695 | - | - |
| Total | 200,000,000 | 141,240,537 | 58,759,463 | - | - |

The company raised Tk. 200,000,000 divided into 2,000,000 ordinary shares of Tk. 10 each through IPO on March 13, 2018. The company utilized Tk. 81,430,800 for the purpose of acquisition of Machineries and Equipment, Tk. 100,069,200 for the purpose of construction of Building and other Civil works and Tk. 18,500,000 for IPO expenses up to June 30, 2020 as certified by independent auditor, AHMAD & AKHTAR, Chartered Accountants, Habib Sarwar & Co., Chartered Accountants and Artisan, Chartered Accountants.

The utilization for the purpose of construction of building and other civil works has been recognized as capital work in progress in note # 5, Acquisition of Machineries and Equipments has been recognized in note # 04, and the IPO expenses included in the printing and stationer epenses to the financial statements.

44.00 Related parties Transaction:

As per International Accounting standards IAS 24 Related Party Disclosures, Parties are considered to be related if one of the party has the ability to control the other party or exercise significant influence over the other party in making financial and operating decision.

44.01 As per paragraph 17 of IAS 24: Disclosure of key management personnel compensation.**a) Short-term employee benefits :**

The amount of transaction for remuneration and board meeting fee during the year from 1st July 2020 to 30 th June 2021 are as follows:

| Name | Designation | Remuneration | Board meeting fee |
|---------------------------|----------------------|------------------|-------------------|
| A.K.M. Shafiqul Alam | Chairman | - | 25,000 |
| Asif Iqbal Chowdhury | Chairman | - | 10,000 |
| Wajhi Ahmed | Managing Director | 1,200,000 | 35,000 |
| Kazi Rina Alam | Director | - | 35,000 |
| Faria Binta Alam | Director | - | 35,000 |
| Md. Tazul Islam | Director | - | 35,000 |
| Mohammad Towhidul Islam | Nominee Director | - | 35,000 |
| Asif Iqbal Chowdhury | Nominee Director | - | 25,000 |
| Dr. Khandaker Sagir Ahmed | Nominee Director | - | 10,000 |
| Mohammed Salim | Independent Director | - | 35,000 |
| Shekh Karimuzzaman | Independent Director | - | 35,000 |
| Total | | 1,200,000 | 315,000 |

b) Post employment benefits: Nil

c) Other long term benefits: Nil

d) Termination benefits: Nil

e) Share-based payment: Nil

45.00 Disclosure as per Companies Act, 1994:**45.01 Disclosure as per requirement of Schedule XI, Part II, Note 5 of Para 3:**

Employee position of the company as at June 30, 2021:

| Salary (Monthly) | Officer & Staff | | Worker | Total Employees |
|-------------------------------|-----------------|-------------|--------|-----------------|
| | Factory | Head Office | | |
| Below Tk. 3,000 | - | - | - | - |
| Above Tk. 3,000 | 48 | 191 | 75 | 314 |
| For the year ended 30.06.2021 | 48 | 191 | 75 | 314 |

45.02 Attendance Status of Board Meeting of Directors

During the year Seven Board Meetings were held. The attendance status of the meetings are as follows:

| Name of Directors | Duration | Position | Meeting Held | Attended | Total Fee |
|---------------------------|----------------------|----------------------|--------------|----------|----------------|
| A.K.M. Shafiqul Alam | 01.07.20 to 14.03.21 | Chairman | 7 | 5 | 25,000 |
| Asif Iqbal Chowdhury | 15.04.21 to 30.06.21 | Chairman | 7 | 2 | 10,000 |
| Wajhi Ahmed | 01.07.20 to 30.06.21 | Managing Director | 7 | 7 | 35,000 |
| Kazi Rina Alam | 01.07.20 to 30.06.21 | Director | 7 | 7 | 35,000 |
| Faria Binta Alam | 01.07.20 to 30.06.21 | Director | 7 | 7 | 35,000 |
| Md. Tazul Islam | 01.07.20 to 30.06.21 | Director | 7 | 7 | 35,000 |
| Mohammad Towhidul Islam | 01.07.20 to 30.06.21 | Nominee Director | 7 | 7 | 35,000 |
| Asif Iqbal Chowdhury | 01.07.20 to 15.03.21 | Nominee Director | 7 | 5 | 25,000 |
| Dr. Khandaker Sagir Ahmed | 15.04.21 to 30.06.21 | Nominee Director | 7 | 2 | 10,000 |
| Mohammed Salim | 01.07.20 to 30.06.21 | Independent Director | 7 | 7 | 35,000 |
| Shekh Karimuzzaman | 01.07.20 to 30.06.21 | Independent Director | 7 | 7 | 35,000 |
| Total | | | | | 315,000 |

45.03 Disclosure as per requirement of Schedule XI, Part II, Para 4

Payments to Managing Director and Directors by the Company during the year:

| Sl. No. | Particulars | 30-Jun-21 |
|---------|---|-----------|
| (a) | Managerial remuneration paid or payable during the year to the directors, including managing director, a managing agent or manager; | 1,235,000 |
| (b) | Expenses reimbursed to the managing agent; | Nil |
| (c) | Commission or other remuneration payable separately to managing agent or his | Nil |
| (d) | Commission or other remuneration payable separately to managing agent or his | Nil |
| (e) | The money value of the contracts for the sale or purchase of goods and materials or | Nil |
| (f) | Any other perquisites or benefits in cash or in kind; | Nil |
| (g) | Other allowances and commission including gurantee commission; | Nil |
| (h) | Pensions etc.- | Nil |
| | (i) Pensions | Nil |
| | (ii) Gratuities | Nil |
| | (iii) Payments from a provident funds, in excess of own subscription and interest | Nil |
| | (iv) Compensation for loss of office | Nil |
| | (v) Consideration in connection with retirement from office. | Nil |

45.04 Disclosure as per requirement of Schedule XI, Part II.

Details of Production Capacity Utilization for the year July-2020 to June-2021

| Particulars | Unit | License Capacity | Installed Capacity Per Annum | Actual Production per annum | Percentage of Capacity Utilization |
|-----------------|-------|------------------|------------------------------|-----------------------------|------------------------------------|
| Bolus Products | Pcs | N/A | 15,876,000 | 2,582,937 | 16% |
| Powder Products | Kg | N/A | 1,181,250 | 546,172 | 46% |
| Liquid Products | Liter | N/A | 1,388,016 | 719,256 | 52% |

45.05 Disclosure as per requirement of Schedule XI, Part II, Para 8 :

(a) Value of imports calculated on C.I.F basis by the company during the year 2020-2021 in respect of Raw materials, Component and Spare parts and Capital Goods were as follows:

| S.L | Particulars | Import Amount in BDT |
|-----|---------------------------|----------------------|
| i | Raw Materials | 25,745,111 |
| ii | Packing Materials | 979,487.79 |
| iii | Components of Spare parts | - |
| iv | Capital Goods | |

(b) The Company did not have any expenditure in foreign currency during the financial year on account of Royalty, Know-how, Professional consultancy fees, Interest and other matters.

(c) Value of both imported and Indigenous raw materials, Spare parts and components consumption thereon were as follows:

| Particulars | Total Consumption | Imported Value(in BDT) | (%) | Indigenous Value (in BDT) | (%) |
|-------------------|--------------------|------------------------|-------|---------------------------|------|
| Raw Materials | 228,357,472 | 17,572,652 | 7.70% | 210,784,820 | 92% |
| Packing Materials | 9,391,010 | 410,105 | 4.37% | 8,980,905 | 96% |
| Spare Parts | 1,205,630 | - | 0% | 1,205,630 | 100% |
| Total | 238,954,112 | 17,982,757 | | 220,971,355 | |

(d) No amount is remitted during the year in foreign currencies on account of dividend with a specific mention of the number of non-residents shareholders, the number of shares held by them on which the dividends were due and the year to which the dividends, related.

(e) Earnings in foreign exchange classified under the following heads as follows:

- No export made during the year;
- No royalty, know-how, professional and consultation fees were received;
- No Interest and Dividend received;
- No Other income received.

46.00 Contingent Liabilities

There is no sum for which the company is contingently liable as on 30.06.2021.

47.00 Events after the Reporting Period

Following events occurred since the balance date:

(a) The board of directors recommended 2% cash and 2% stock dividend at the Board meeting held on October 28, 2021 for the year ended June 30, 2021. This dividend is subject to final approval by the shareholders at the forthcoming Annual General Meeting (AGM) of the company.

(b) Except for the fact stated above, no circumstances have arisen since the balance sheet date which would require adjustment to, or disclosure in, the financial statements or notes thereto.

48.00 Significant Deviation

Advent Pharma Ltd. Is veterinary medicine producer. Due to COVID-19 pandemic and flood, our sales has decreased and materials price has increased in the market for interruption of Import. On the other hand carrying cost also has increased. All of this reason net profit after tax and earnings per share has decreased. Net operating cash flow per share has increased due to decrease of accounts receivable proportionately from previous year.


Advent Pharma Ltd.
Schedule of Property, Plant and Equipment
As at June 30, 2021

Annexure-A
(Amount in Taka)

| Particulars | Cost | | | | | Depreciation | | | | Written down value as on 30-June-2021 |
|-------------------------------|----------------------------|--------------------------|--------------------------|----------------------------|--------------|----------------------------|-------------------------|----------------------------|----------------------------|---------------------------------------|
| | Balance as on 01-July-2020 | Addition during the Year | Disposal during the Year | Balance as on 30-June-2021 | Rate of Dep. | Balance as on 01-July-2020 | Charged during the Year | Adjustment during the Year | Balance as on 30-June-2021 | |
| Land | 3,783,816 | - | - | 3,783,816 | 0% | - | - | - | - | 3,783,816 |
| Land Development | 9,454,530 | - | - | 9,454,530 | 2.5% | 801,048 | 216,337 | - | 1,017,385 | 8,437,145 |
| Factory Building | 758,842,294 | 166,317,456 | - | 925,159,750 | 2.5% | 34,439,549 | 18,803,058 | - | 53,242,607 | 871,917,143 |
| Plant & Machinery | 273,035,384 | 38,000 | - | 273,073,384 | 5% | 43,794,758 | 11,462,665 | - | 55,257,423 | 217,815,961 |
| Sub-Station | 6,694,722 | - | - | 6,694,722 | 10% | 2,706,287 | 398,844 | - | 3,105,131 | 3,589,591 |
| Motor Vehicle | 6,097,576 | 1,539,980 | 1,478,574 | 6,158,982 | 15% | 3,195,020 | 419,204 | 860,126 | 2,754,098 | 3,404,884 |
| Furniture & Fixture | 8,059,885 | 66,670 | - | 8,126,555 | 10% | 2,439,835 | 566,380 | - | 3,006,215 | 5,120,340 |
| Solar Panel | 2,004,740 | - | - | 2,004,740 | 10% | 761,090 | 124,365 | - | 885,455 | 1,119,285 |
| Generator | 627,520 | - | - | 627,520 | 10% | 337,106 | 29,041 | - | 366,147 | 261,373 |
| Air Conditioner | 4,254,120 | - | - | 4,254,120 | 5% | 884,799 | 168,466 | - | 1,053,265 | 3,200,855 |
| Office Equipment | 6,431,313 | 70,100 | - | 6,501,413 | 10% | 2,041,010 | 440,528 | - | 2,481,538 | 4,019,875 |
| HVAC System | 44,536,240 | - | - | 44,536,240 | 5% | 8,102,093 | 1,821,707 | - | 9,923,800 | 34,612,440 |
| Laboratory Equipment | 51,322,810 | 55,820 | - | 51,378,630 | 5% | 9,270,247 | 2,103,891 | - | 11,374,138 | 40,004,492 |
| Product Development Equipment | 20,725,781 | - | - | 20,725,781 | 5% | 3,714,067 | 850,586 | - | 4,564,653 | 16,161,128 |
| ETP | 18,488,470 | - | - | 18,488,470 | 5% | 3,297,400 | 759,554 | - | 4,056,954 | 14,431,516 |
| Books & Journals | 45,000 | - | - | 45,000 | 15% | 18,747 | 3,938 | - | 22,685 | 22,315 |
| Total | 1,214,404,201 | 168,088,026 | 1,478,574 | 1,381,013,653 | | 115,803,056 | 38,168,564 | 860,126 | 153,111,494 | 1,227,902,159 |

Allocation of Depreciation:

| | |
|---------------------|-------------------|
| Administrative cost | 1,594,578 |
| Factory cost | 36,573,986 |
| Total | 38,168,564 |



Advent Pharma Ltd.
Schedule of Property, Plant and Equipment
As at June 30, 2020

| Particulars | Cost | | | | | Depreciation | | | | Written down value as on 30-June-2020 |
|-------------------------------|----------------------------|--------------------------|--------------------------|----------------------------|--------------|----------------------------|-------------------------|----------------------------|----------------------------|---------------------------------------|
| | Balance as on 01-July-2019 | Addition during the Year | Disposal during the Year | Balance as on 30-June-2020 | Rate of Dep. | Balance as on 01-July-2019 | Charged during the Year | Adjustment during the Year | Balance as on 30-June-2020 | |
| Land | 3,783,816 | - | - | 3,783,816 | 0% | - | - | - | - | 3,783,816 |
| Land Development | 9,454,530 | - | - | 9,454,530 | 2.5% | 579,164 | 221,884 | - | 801,048 | 8,653,482 |
| Factory Building | 527,536,942 | 231,305,352 | - | 758,842,294 | 2.5% | 21,301,784 | 13,137,765 | - | 34,439,549 | 724,402,745 |
| Plant & Machinery | 219,601,006 | 53,434,378 | - | 273,035,384 | 5% | 32,200,835 | 11,593,923 | - | 43,794,758 | 229,240,626 |
| Sub-Station | 6,694,722 | - | - | 6,694,722 | 10% | 2,263,127 | 443,160 | - | 2,706,287 | 3,988,435 |
| Motor Vehicle | 6,097,576 | - | - | 6,097,576 | 15% | 2,682,804 | 512,216 | - | 3,195,020 | 2,902,556 |
| Furniture & Fixture | 6,625,880 | 1,434,005 | - | 8,059,885 | 10% | 1,882,099 | 557,736 | - | 2,439,835 | 5,620,050 |
| Solar Panel | 2,004,740 | - | - | 2,004,740 | 10% | 622,907 | 138,183 | - | 761,090 | 1,243,650 |
| Generator | 627,520 | - | - | 627,520 | 10% | 304,838 | 32,268 | - | 337,106 | 290,414 |
| Air Conditioner | 3,807,120 | 447,000 | - | 4,254,120 | 5% | 709,269 | 175,530 | - | 884,799 | 3,369,321 |
| Office Equipment | 6,063,443 | 367,870 | - | 6,431,313 | 10% | 1,566,748 | 474,262 | - | 2,041,010 | 4,390,303 |
| HVAC System | 44,536,240 | - | - | 44,536,240 | 5% | 6,184,506 | 1,917,587 | - | 8,102,093 | 36,434,147 |
| Laboratory Equipment | 51,322,810 | - | - | 51,322,810 | 5% | 7,056,954 | 2,213,293 | - | 9,270,247 | 42,052,563 |
| Product Development Equipment | 20,725,781 | - | - | 20,725,781 | 5% | 2,818,714 | 895,353 | - | 3,714,067 | 17,011,714 |
| ETP | 18,488,470 | - | - | 18,488,470 | 5% | 2,497,870 | 799,530 | - | 3,297,400 | 15,191,070 |
| Books & Journals | 45,000 | - | - | 45,000 | 15% | 14,114 | 4,633 | - | 18,747 | 26,253 |
| Total | 927,415,596 | 286,988,605 | - | 1,214,404,201 | | 82,685,733 | 33,117,323 | - | 115,803,056 | 1,098,601,145 |

Allocation of Depreciation:

| | |
|---------------------|-------------------|
| Administrative cost | 1,719,744 |
| Factory cost | 31,397,579 |
| Total | 33,117,323 |



Advent Pharma Ltd.
Schedule of Stock
As at June 30, 2021

Finished Goods

Annexure-B

| Name of Items Non Vatable Goods | Unit | 30-Jun-21 | | 30-Jun-20 | |
|------------------------------------|-----------|-----------|-----------|-----------|-----------|
| | | Quantity | Amount | Quantity | Amount |
| Advit DB Premix-1 kg | Bucket | 622 | 124,245 | 852 | 160,176 |
| Advit CP Suspension -500 ml | Bottle | 1,826 | 170,731 | 1,893 | 166,584 |
| Advit CP Suspension -1 ltr. | Bottle | 1,322 | 213,503 | 996 | 151,392 |
| Advit CP Suspension -5 ltr. | Jar | 1,029 | 699,720 | 1,210 | 774,400 |
| Adzinc Syrup - 100 ml | Bottle | 5,358 | 136,629 | 7,816 | 187,584 |
| Adzinc Syrup - 500 ml | Bottle | 1,151 | 107,618 | 1,564 | 137,632 |
| Adzinc Syrup - 1 ltr. | Bottle | 2,103 | 357,510 | 3,607 | 577,120 |
| Adzinc Syrup - 3 ltr. | Bottle | 1,064 | 506,464 | 1,605 | 719,040 |
| Adlyte Powder -1 kg | Sachet | | - | 1,142 | 109,632 |
| Advit GC-500 gm | Sachet | 501 | 36,197 | 1,107 | 75,276 |
| Advit C-500 gm | Sachet | 118 | 39,117 | 1,798 | 560,976 |
| Advit CP Plus Bolus | Bolus | 977 | 112,111 | 1,824 | 196,992 |
| Advit D Plus -100 ml | Bottle | 3,251 | 193,435 | 3,640 | 203,840 |
| Adzoril Solution-100 ml | Bottle | 1,775 | 558,238 | 621 | 183,816 |
| Adbovi Powder-125 gm | Sachet | 2,166 | 331,398 | 3,566 | 513,504 |
| Adcal P Powder-500 gm | Sachet | 2,631 | 559,088 | 1,667 | 333,400 |
| Adzyme Powder-100 gm | Sachet | 1,386 | 164,934 | 2,894 | 324,128 |
| Cough of Oral Solution-100 ml | Bottle | 5,234 | 422,646 | 3,031 | 230,356 |
| Cough of Oral Solution-500 ml | Bottle | 3,485 | 1,362,635 | 1,826 | 671,968 |
| Cough of Oral Solution-1 Ltr. | Bottle | 1,553 | 1,161,644 | 1,221 | 859,584 |
| Advit E-Sel-100 MI | Bottle | 955 | 68,999 | 1,426 | 96,968 |
| Feron Vet-500 MI | Bottle | 1,554 | 132,090 | 2,255 | 180,400 |
| Feron Vet-1 Ltr. | Bottle | 3,313 | 535,050 | 1,471 | 223,592 |
| ABC -100 MI | Bottle | 7,386 | 565,029 | 3,473 | 250,056 |
| ABC -500 MI | Bottle | 1,396 | 439,042 | 1,476 | 436,896 |
| ABC -1 Ltr. | Bottle | 1,231 | 727,213 | 929 | 516,524 |
| Lever on-100 MI | Bottle | 1,665 | 99,068 | 1,973 | 110,488 |
| Lever on-500 MI | Bottle | 1,744 | 459,544 | 1,381 | 342,488 |
| Lever on-1 Ltr. | Bottle | 1,577 | 784,163 | 1,519 | 1,042,642 |
| Nephrosol-100 ml | Bottle | 2,071 | 334,467 | 2,777 | 422,104 |
| Nephrosol-500 ml | Bottle | 1,184 | 905,760 | 1,745 | 1,256,400 |
| Egg Bost-100 gm | Sachet | 1,128 | 124,644 | 3,245 | 337,480 |
| Egg Bost-500 gm | Container | 907 | 481,844 | 1,455 | 727,500 |
| Power Fat-1 kg | Sachet | 2,250 | 525,938 | 1,957 | 430,540 |
| Oramin Solution-100 ml | Bottle | 4,018 | 375,683 | 4,390 | 386,320 |
| Oramin Solution-500 ml | Bottle | 2,007 | 870,035 | 2,023 | 825,384 |
| Oxi D Bolus | Container | 2,599 | 530,196 | 2,338 | 448,896 |
| Advit B Complex-100 ml | Bottle | 712 | 51,442 | 1,665 | 113,220 |
| Advit B Complex-500 ml | Bottle | 613 | 203,210 | 1,426 | 444,912 |
| Adzinc B-100 ml | Bottle | 2,802 | 190,536 | 3,167 | 202,688 |
| Adzinc B-500 ml | Bottle | 479 | 150,646 | 1,470 | 329,280 |
| Adzyme-100 ml | Bottle | 6,244 | 583,814 | 2,596 | 228,448 |
| Adzyme-500 ml | Bottle | 864 | 367,200 | 1,038 | 415,200 |
| Toxosorb-100 ml | Bottle | 2,827 | 276,339 | 2,587 | 238,004 |
| Toxosorb-500 ml | Bottle | 1,314 | 575,204 | 1,011 | 416,532 |
| Acipuire Plus-100 ml | Bottle | 2,470 | 178,458 | 2,487 | 169,116 |
| Acipuire Plus-500 ml | Bottle | 756 | 237,762 | 1,119 | 331,224 |



| | | | | | |
|-----------------------------|-----------|--------|-------------------|-------|-------------------|
| Grenphos Dcp Super-1 kg | Sachet | 1,746 | 103,887 | 752 | 42,112 |
| Nutarin-500 ml | Bottle | 253 | 199,997 | 390 | 290,160 |
| Nutarin-100 ml | Bottle | 996 | 169,320 | 1,160 | 185,600 |
| Superior Syn Biotech-100 ml | Bottle | 1,879 | 175,687 | 1,039 | 91,432 |
| Superior Syn Biotech-500 ml | Bottle | 600 | 260,100 | 519 | 211,752 |
| Utrosol -500 ml | Bottle | 12,227 | 703,499 | 754 | 144,768 |
| Germ Kill 80 -100 ml | Bottle | 1,026 | 156,978 | 423 | 60,912 |
| Germ Kill 80 -500 ml | Bottle | 328 | 230,010 | - | - |
| AI 100-225 MI | Bottle | 10,120 | 1,505,350 | - | - |
| Mastivit Powder-100 Gm | Container | 10,355 | 1,584,315 | - | - |
| Lactosol AD3-1 Ltr | Bottle | 10,860 | 2,030,820 | - | - |
| Lactosol AD3-3 Ltr | Bottle | 210 | 105,315 | - | - |
| SubTotal | | | 25,256,509 | | 19,087,438 |

| Vatable Goods | Unit | 30-Jun-21 | | 30-Jun-20 | |
|-----------------------------|-----------|-----------|------------------|-----------|------------------|
| | | Quantity | Amount | Quantity | Amount |
| Advomica Powder-20 gm | Sachet | 2945 | 230,950 | 6,299 | 464,917 |
| Aadcipcin Solution-100 ml | Bottle | 1105 | 165,252 | 1,717 | 241,671 |
| Aadcipcin Solution-500 ml | Bottle | 509 | 352,519 | 306 | 199,461 |
| Adlinsin Powder-500 gm | Container | | - | 353 | 317,638 |
| Adrizole Bolus | Box | 3457 | 359,754 | 1,545 | 151,323 |
| Apetonic Bolus | Box | 2192 | 191,500 | 3,426 | 281,699 |
| Adcet Bolus | Box | 662.00 | 18,794 | - | - |
| Adsulph Bolus | Box | 652.00 | 134,948 | - | - |
| Adprozine Bolus | Box | 330.00 | 27,929 | - | - |
| Adtetra Powder-100 gm | Sachet | | - | 2,060 | 997,040 |
| Adprolim Plus Powder-100 gm | Sachet | 358 | 62,004 | 1,463 | 238,481 |
| Adlosin Powder -500 gm | Container | | - | 19 | - |
| Adzyl Bolus | Box | 472 | 29,131 | 3,736 | 217,017 |
| Keto Pain Bolus(5x4) | Box | 954 | 121,813 | 822 | 65,477 |
| Keto Pain Bolus(10x4) | Box | 501 | 127,942 | 933 | 112,124 |
| Aadcipcin Bolus(10x2) | Box | 2663 | 680,649 | 2,169 | 521,775 |
| TCL Vet(5x4) | Box | - | - | 2,145 | 518,524 |
| Adtetra Powder-500 gm | Container | - | - | 1,412 | 323,789 |
| Neo Super Vet-100 gm | Sachet | 2008 | 376,247 | 995 | 175,470 |
| Neo Super Vet-500 gm | Container | 709 | 600,945 | 432 | 344,622 |
| Microfix Powder-100 Gm | Sachet | 714 | 167,031 | - | - |
| Levo Super-100 ml | Bottle | 271 | 43,543 | 1,787 | 270,237 |
| Levo Super-500 ml | Bottle | 472 | 323,082 | - | - |
| Tilfos-100 ml | Bottle | 531 | 273,031 | 815 | 394,395 |
| Tonic Vet Bolus | Box | 2387 | 606,006 | - | - |
| Inj. Adhista-100 MI | Box | 6297 | 404,752 | - | - |
| Inj. SBC Vet-100 MI | Box | 4552 | 234,087 | - | - |
| Inj. Aadcipcin-30 MI | Box | 2342 | 127,942 | - | - |
| Inj. Metabost Vet-100 MI | Box | 6189 | 1,710,448 | - | - |
| SubTotal | | | 7,370,299 | | 5,835,659 |

| | | | | | |
|--------------------|--|--|-------------------|--|-------------------|
| Grand Total | | | 32,626,808 | | 24,923,097 |
|--------------------|--|--|-------------------|--|-------------------|



Raw Materials

| Name of Items | Unit | 30-Jun-21 | | 30-Jun-20 | |
|---|------|-----------|-----------|-----------|-----------|
| | | Quantity | Amount | Quantity | Amount |
| Acetic Acid Glacial | Kg | 90.00 | 14,400 | 90.00 | 14,400 |
| Aerosil-200, BP | Kg | 194.69 | 109,028 | 239.72 | 167,804 |
| Albendazol | Kg | 487.05 | 1,281,298 | 9.59 | 38,168 |
| Amonium Bi Carbonate | Kg | 823.00 | 29,628 | 294.00 | 9,408 |
| Amprolium HCL | Kg | 86.00 | 296,700 | 36.00 | 113,400 |
| Ascorbic Acid (Vitamin C) | Kg | 23.80 | 16,660 | 229.29 | 166,235 |
| Avicel-PH 101, BP | Kg | - | - | 228.00 | 61,104 |
| Avicel-PH 102, BP | Kg | 13.28 | 4,382 | 14.00 | 4,620 |
| Avicel RC 591, BP | Kg | 32.00 | 16,800 | 65.00 | 34,450 |
| Adzyme Liquid | Ltr. | 4,899.90 | 2,226,319 | 1,250.00 | 596,250 |
| Acipure Plus | Ltr. | 5,699.90 | 1,399,952 | 6,100.00 | 1,506,639 |
| Advit AD3E | Kg | 5,000.00 | 2,240,250 | - | - |
| Benzyl Alcohol, BP | Kg | 87.90 | 25,491 | 110.14 | 44,056 |
| Benzyl Benzoate | Kg | 0.30 | 142 | 0.61 | 290 |
| Biotin 2 % | Kg | 6.46 | 13,884 | 8.22 | 17,673 |
| Butylated Hydroxytoluene(Powder) | Kg | 0.19 | 46 | 0.19 | 48 |
| Butaphasphan | Kg | 445.59 | 1,086,420 | - | - |
| Calcium Chloride Dihydrate | Kg | 966.19 | 48,310 | 309.94 | 16,737 |
| Calcium D Panthothenate | Kg | 86.90 | 158,154 | 69 | 308,880 |
| Calcium Lactate Pantahydrate, BP | Kg | 225.00 | 52,875 | 225.00 | 54,000 |
| Calcium Propionate | Kg | 385.50 | 83,268 | 596.91 | 140,871 |
| Calcium Premix | Kg | 202.54 | 3,646 | 597.82 | 10,761 |
| Cetrimide | Kg | 23.21 | 32,147 | 23.27 | 31,415 |
| Choline Bitartrate, BP | Kg | 14.88 | 38,390 | 19.94 | 51,445 |
| Chocolate Brown Colour | Kg | 0.95 | 1,520 | 0.95 | 1,520 |
| Cholin Choride | Kg | 30.00 | 4,500 | 527.50 | 60,663 |
| Chlohexidine Gluconate Liquide | Kg | 4.05 | 5,670 | 4.20 | 5,880 |
| Ciprofloxacin Hydrochloride, USP | Kg | 29.69 | 94,424 | 38.23 | 133,805 |
| Ciprofloxacin Lacted(Injection Grade) | | 11.23 | 49,226 | - | - |
| Citric Acid, Monohydrate, BP | Kg | 139.00 | 15,290 | 152.90 | 16,819 |
| Citric Acid Anhydrous | Kg | 9.30 | 1,953 | 71.09 | 7,464 |
| CMC Sodium, BP | Kg | 59.79 | 24,217 | 83.50 | 33,818 |
| Calcium Gloconate | Kg | 8.60 | 15,910 | 8.60 | 15,910 |
| Cobalt Gluconate | Kg | 0.02 | 166 | 0.36 | 2,520 |
| Cobalt Sulphate, BP | Kg | 36.42 | 72,838 | 24.27 | 38,347 |
| Color FD & C Red # 40, LAKE | Kg | 1.00 | 3,500 | 1.00 | 3,500 |
| Color FD & C Allora Red # 40, Ph, Grade | Kg | 2.43 | 8,488 | 1.52 | 5,320 |
| Color Erythrosin | Kg | 0.86 | 7,767 | 20.31 | 182,790 |
| Copper Sulphate | Kg | 5.26 | 1,316 | 23.29 | 5,823 |
| Clorsulon USP | Kg | 50.00 | 618,600 | 50.00 | 618,600 |
| Clove Oil | Kg | 1.44 | 3,168 | 1.07 | 4,708 |
| Cyanocobalamin, Vitamin B12(100%) BP | Kg | 0.09039 | 45,193 | 0.090 | 45,000 |
| Cyanocobalamin, Vitamin B12(1%) BP | Kg | 2.57 | 23,130 | 4.41 | 39,690 |
| Dark Chocolate Colour | Kg | 1.00 | 1,600 | 1.00 | 1,600 |
| Dextrose Anhydrous, BP | Kg | 3,811.97 | 377,385 | 2,183.77 | 207,458 |
| Di Calcium Phosphate Dihydrate, BP | Kg | 14,373.66 | 615,193 | 22,995.60 | 984,212 |
| DCP Anhydrous | Kg | 19.00 | 2,698 | 270.00 | 38,448 |

| | | | | | |
|---|------|----------|-----------|----------|-----------|
| Dried Ferrous Sulphate, BP | Kg | 418.31 | 54,380 | 394.48 | 55,227 |
| Disodium Hydrogen Phosphate Anhydrous | Kg | 332.48 | 59,846 | 108.64 | 23,901 |
| DL-Methionine | Kg | 44.43 | 14,216 | - | - |
| Essence of Banana, PH, Grade | Kg | 28.50 | 21,375 | 82.80 | 57,960 |
| Essence of Sweet Orange Flavour, Ph Grade | Kg | 27.40 | 20,550 | 38.40 | 26,880 |
| Essence of Pineapple, Ph Grade | Kg | 16.37 | 12,280 | 32.45 | 22,715 |
| Essence of Strawberry Flavour | Kg | 16.00 | 12,000 | 179.55 | 125,685 |
| Essence of Raspberry Flavour | Kg | 33.50 | 25,124 | 60.30 | 42,210 |
| Erythromycin Thiocanate | Kg | 44.50 | 289,257 | - | - |
| Eucalyptus Oil | Kg | 2.88 | 10,641 | 4.50 | 16,650 |
| EDTA Disodium Solt | Kg | 1.76 | 3,510 | 12.12 | 35,754 |
| Egg Yellow Colour | Kg | 1.41 | 1,692 | 21.06 | 25,272 |
| FD & C Yellow # 10 | Kg | 1.56 | 6,224 | 1.03 | 3,595 |
| Ferrous Sulphate Hephthahydrate | Kg | 50.95 | 1,528 | 17.06 | 512 |
| Folic Acid | Kg | 4.18 | 29,287 | 0.49 | 3,577 |
| Genger Powder | Kg | 59.50 | 12,495 | 53.40 | 10,680 |
| Gention Powder | Kg | 69.48 | 18,065 | 61.57 | 16,562 |
| Glycerin, BP | Kg | 363.09 | 34,494 | 3,667.24 | 359,390 |
| Gelatin | Kg | 17.58 | 5,098 | 45.50 | 13,195 |
| Haltax (Antioxidant) | Kg | 3.40 | 629 | 22.40 | 3,696 |
| Inositol | Kg | 16.00 | 24,000 | 26.99 | 40,485 |
| Ivermectin | Kg | - | - | 10.00 | 217,680 |
| Justica Adha | Ltr. | - | - | 14.10 | 14,946 |
| Lactic Acid, BP(80%) | Kg | 523.50 | 100,512 | 230.46 | 46,092 |
| Lactic Acid, BP(Inj) | Kg | 7.00 | 9,450 | - | - |
| Lactose Mono | Kg | 1,144.10 | 286,025 | 351.20 | 71,996 |
| Lequid Paraffin | Kg | 130.00 | 11,050 | 132.66 | 11,276 |
| Lemon Sweet Flavour | Kg | 0.30 | 360 | 0.80 | 924 |
| Lemon Yellow Colour, Ph. Grade | Kg | 2.37 | 2,962 | 2.64 | 3,168 |
| Levamisole Hydrochloride | Kg | 11.70 | 60,850 | 6.72 | 34,944 |
| Levender Oil | Kg | - | - | 0.18 | 504 |
| L-Lysine | Kg | 493.61 | 59,233 | 32 | 3,767 |
| Ludipress | Kg | 25.68 | 43,656 | 25.68 | 43,656 |
| Levofloxacin Hemihydrate USP | Kg | 122.11 | 514,096 | 29.48 | 103,180 |
| Magnesium Oxide, Light | Kg | 341.84 | 131,608 | 239.45 | 95,780 |
| Magnesium Stearate, BP | Kg | 56.38 | 9,472 | 112.34 | 18,536 |
| Mazie Strach | Kg | 3,687.31 | 169,616 | 2,175.76 | 121,843 |
| Manganese Sulphate | Kg | 21.22 | 2,334 | 35.66 | 4,101 |
| Magnesium Sulphate Hephtha Hydrate | Kg | 239.08 | 6,694 | 60.48 | 1,512 |
| Manitol | Kg | 0.95 | 399 | 0.95 | 399 |
| Methyl Paraben(Methyl Hydroxy, Benzoate) | Kg | 15.33 | 10,087 | 148.34 | 96,421 |
| Methyl Paraben(Sodium) | Kg | 44.24 | 33,180 | 150.90 | 120,116 |
| Metronedazole | Kg | 2.86 | 3,464 | 78.87 | 99,376 |
| Mint Flavour | Kg | 1.00 | 1,000 | 1.00 | 1,000 |
| MP Zyme | Kg | - | - | 295.00 | 73,750 |
| Niacinamide | Kg | 159.72 | 191,664 | 384.41 | 384,410 |
| Neomycin Sulphate | Kg | 294.57 | 682,217 | 200.00 | 463,400 |
| Nux Vomica Powder | Kg | 239.50 | 27,543 | 234.50 | 29,313 |
| Nytric Acid Liquide | Kg | 127 | 8,636 | 390.00 | 27,300 |
| Nutarin liquid | Kg | 2,400 | 1,754,815 | 2,650.00 | 1,937,680 |
| Polyethelene Glycol(PEG 6000) | Kg | 122.63 | 38,836 | 47.65 | 13,342 |



| | | | | | |
|---|------|----------|-----------|----------|-----------|
| Polysorbate (Tween 80) | Kg | 1,528.50 | 438,628 | 999.10 | 249,775 |
| Polyoxyl Castrol Oil | Kg | - | - | 72.90 | 24,786 |
| Potacium Chloride, BP | Kg | 154.09 | 7,889 | 132.04 | 9,243 |
| Potassium Iodide, GR Grade | Kg | 0.14 | 1,353 | 0.44 | 4,400 |
| Povidone-K 30, BP | Kg | 94.50 | 44,135 | 254.02 | 112,785 |
| Promethazine HCL | Kg | - | - | 2.39 | 14,818 |
| Phosphoric Acid 85% | Ltr. | 77.13 | 11,955 | 89.60 | 13,888 |
| Propilene Glycol(P.G) | Kg | 865.50 | 203,278 | 4,336.00 | 932,240 |
| Propyl Paraben(Propyl Hydroxy Benzoate) | Kg | 5.99 | 5,331 | 106.11 | 95,499 |
| Propyl Paraben Sodium | Kg | 27.37 | 23,339 | 12.00 | 10,800 |
| Purified Talcum, BP | Kg | 112.86 | 9,647 | 196.12 | 16,866 |
| Pyrodoxine Hydrochloride, (Vit. B6) | Kg | 18.71 | 51,047 | 22.94 | 79,602 |
| Propyle gallate | Kg | 0.44 | 5,856 | 0.49 | 6,566 |
| Pheniamine Maleate | Kg | 64.29 | 185,231 | - | - |
| Rasbery Red Colour | Kg | 2.37 | 4,686 | 54.13 | 108,260 |
| Rivoflavin, (Vit, B2) | Kg | 26.42 | 145,310 | 39.14 | 215,270 |
| Rivoflavin, Sodium 5 Phosphate(Vit, B2) | Kg | 24.53 | 218,956 | 9.19 | 99,252 |
| Sodium Benzoate | Kg | 99.84 | 15,470 | 91.78 | 14,685 |
| Sodium Bicarbonate, BP | Kg | 2,892.25 | 126,909 | 1,474.40 | 64,874 |
| Sodium Chloride, BP | Kg | 294.09 | 11,555 | 385.36 | 12,332 |
| Sodium Chloride, Injectible grade | Kg | 0.50 | 228 | - | - |
| Sodium Cytrate Dihydrate, BP | Kg | 85.00 | 16,292 | 76.20 | 8,001 |
| Sodium Floride | Kg | 0.38 | 1,512 | 20.39 | 81,560 |
| Sodium Hydroxied Crystal, BP | Kg | 81.32 | 6,751 | 32.53 | 2,082 |
| Sodium Molybdate Dihydrate, GR Grade | Kg | - | - | 1.00 | 12,537 |
| Sodium Saccharin, BP | Kg | 69.69 | 58,443 | 106.06 | 89,621 |
| Sodium Selinate Anhydrous | Kg | 0.52 | 6,200 | 0.96 | 11,520 |
| Sodium Strach Gyclolate | Kg | 347.32 | 111,384 | 366.10 | 98,847 |
| Sorbitor 70% | Kg | 6,014 | 497,730 | 4,502.00 | 504,224 |
| Steptomycine Sulphate | Kg | 27.81 | 100,886 | - | - |
| Strawberry Flavour(Powder) | Kg | 4.10 | 3,049 | 62.30 | 43,610 |
| Sucrose, Food Grade | Kg | 5,000 | 335,000 | 1,100 | 61,600 |
| Sulphadimidine | Kg | 5.20 | 4,648 | 5.20 | 4,649 |
| Sulphapyridine | Kg | 161.68 | 281,685 | 212.00 | 593,600 |
| Superior Prozymes | Ltr. | 800 | 403,683 | 1,950.00 | 984,107 |
| Superior Syn Biotech | Ltr. | 4,800 | 1,667,302 | 5,600.00 | 1,945,216 |
| Sodium Metabisulphate, BP | Kg | 23 | 3,450 | - | - |
| Sodium Metabisulphate, Inj | Kg | 2.96 | 794 | - | - |
| TCP | Kg | 3.13 | 187 | 24.98 | 1,499 |
| Thaym Oil | Kg | 1.12 | 2,620 | 0.74 | 1,628 |
| Thaymol | Kg | 1.81 | 4,386 | 0.44 | 528 |
| Threonine | Kg | - | - | 24.96 | 3,994 |
| Thiamine HCL, BP(Vit.B1) | Kg | 60.11 | 221,914 | 59.17 | 249,816 |
| Thiamine Mononytrate, BP(Vit.B1) | Kg | 33.59 | 109,561 | 22.87 | 79,359 |
| Triclabendazole | Kg | 72.44 | 465,477 | 72.43 | 463,987 |
| Trimethoprim Powder | Kg | 22.24 | 77,854 | - | - |
| Turtaric Acid | Kg | 19.90 | 6,963 | 19.90 | 6,965 |
| Toxosorb | Ltr. | 3,100 | 1,187,684 | 4,100.00 | 1,578,500 |
| Tolfenamic Acid | Kg | 29.92 | 245,917 | 20.00 | 200,000 |
| Tilmicosin Phosphate | Kg | 50.38 | 389,447 | - | - |
| Toltrazuril | Kg | 7.48 | 198,220 | - | - |

| | | | | | |
|---|----|--------|---------|--------|-----------|
| Vegetable Fat | Kg | 5,799 | 522,005 | 12,507 | 1,091,236 |
| Vitamin A Acetate, USP (5 lac i.u./gm) | Kg | 69.37 | 454,624 | 19.87 | 147,038 |
| Vitamin A Palmitate Oil, USP (17 lac i.u./gm) | Kg | 15.71 | 277,200 | 16.67 | 295,059 |
| Vitamin D3(5 lac) | Kg | 20.34 | 82,819 | 49.71 | 253,521 |
| Vitamin D3(Oily Form,5 lac) | Kg | 6.88 | 107,107 | 23.00 | 333,500 |
| Vitamin E Liquid | Kg | 55.32 | 139,746 | 46.95 | 126,765 |
| Vitamin E 50% | Kg | 38.25 | 41,635 | 35.46 | 42,552 |
| Vitamin K3 | Kg | 17.74 | 24,835 | 18.99 | 26,586 |
| Vanila Flavour | Kg | 9.50 | 6,885 | 4.80 | 3,360 |
| Xantham Gum | Kg | 0.90 | 450 | 0.90 | 450 |
| Zinc Sulphate Monohydrate, BP | Kg | 325.00 | 178,747 | 292.24 | 116,896 |
| Dry Lemon Flavour | Kg | 0.90 | 900 | 1.00 | 1,000 |
| Dry Raspberry Flavour | Kg | - | - | 0.95 | 950 |
| Dry Orange Flavour | Kg | 1.00 | 1,000 | 1.00 | 1,000 |

| | | | | | |
|--------------------|--|--|-------------------|--|-------------------|
| Grand Total | | | 25,746,190 | | 22,320,203 |
|--------------------|--|--|-------------------|--|-------------------|

Packing Material

| Name of Items | Unit | 30-Jun-21 | | 30-Jun-20 | |
|------------------|------|-----------|----------------|-----------|----------------|
| | | Quantity | Amount | Quantity | Amount |
| Master Carton-A | Pcs | 1,018 | 29,522 | 287 | 8,323 |
| Master Carton-B | Pcs | 1,181 | 24,801 | 905 | 19,005 |
| Master Carton-C | Pcs | 1,826 | 45,650 | 6,740 | 155,020 |
| Master Carton-D | Pcs | 1,509 | 31,689 | 509 | 10,689 |
| Master Carton-E | Pcs | 2,375 | 42,750 | 608 | 10,032 |
| Master Carton-F | Pcs | 1,280 | 41,600 | 274 | 7,946 |
| Master Carton-G | Pcs | 428 | 11,128 | 480 | 9,600 |
| Master Carton-H | Pcs | 2,915 | 83,078 | 642 | 18,297 |
| Master Carton-I | Pcs | 2,082 | 41,640 | 620 | 11,470 |
| Master Carton-J | Pcs | 2,516 | 60,384 | 760 | 16,720 |
| Master Carton-K | Pcs | 1,333 | 46,655 | 1,911 | 59,241 |
| Master Carton-L | Pcs | 1,950 | 46,800 | 1,851 | 40,722 |
| Master Carton-M | Pcs | 2,506 | 57,638 | 506 | 12,144 |
| Master Carton-N | Pcs | 2,050 | 77,900 | 625 | 21,250 |
| Master Carton-O | Pcs | 2,509 | 67,743 | 635 | 14,923 |
| Master Carton-P | Pcs | 1,413 | 21,195 | 507 | 7,352 |
| Master Carton-Q | Pcs | 1,225 | 35,525 | 1,267 | 31,042 |
| Master Carton-R | Pcs | 2,298 | 41,364 | - | - |
| Master Carton-S | Pcs | 1,172 | 13,478 | - | - |
| Sub Total | | | 820,540 | | 453,775 |

| Sticker Label: | | Quantity | Amount | Quantity | Amount |
|-----------------------------|-----|----------|--------|----------|--------|
| Adzinc Syrup-100 ml | Pcs | 20,304 | 16,243 | 24,621 | 19,697 |
| Adzinc Syrup-500 ml | Pcs | 12,127 | 24,860 | 467 | 957 |
| Adzinc Syrup-1 Ltr. | Pcs | 11,554 | 27,267 | 1,525 | 3,599 |
| Adzinc Syrup-3 Ltr. | Pcs | 4,217 | 21,422 | 700 | 3,556 |
| Advit CP Suspension-500 ml | Pcs | 4,275 | 5,985 | 500 | 650 |
| Advit CP Suspension-1 Ltr. | Pcs | 4,582 | 7,331 | 4,885 | 7,816 |
| Advit CP Suspension-5 Ltr. | Pcs | 2,152 | 15,602 | 868 | 5,902 |
| Adceip Oral Solution-100 ml | Pcs | 4,393 | 3,690 | 3,457 | 2,696 |



| | | | | | |
|----------------------------------|-----|--------|--------|--------|--------|
| Advit D Plus-100 ml | Pcs | 7,922 | 8,477 | 4,975 | 5,323 |
| Advomica Powder-20 gm Sachet | Pcs | - | - | 2,125 | 2,125 |
| Advit DB Powder-500 gm | Pcs | 800 | 1,440 | 900 | 1,710 |
| Advit DB Powder-1 kg | Pcs | 18 | 54 | 3,709 | 10,385 |
| Adcipin Solution-500 ml | Pcs | 4,194 | 13,001 | 2,801 | 8,683 |
| Adtetra Powder-100 gm | Pcs | 5,976 | 19,721 | 5,993 | 19,777 |
| Adtetra Powder-500 gm | Pcs | 1,413 | 3,391 | 1,413 | 3,391 |
| AD3E Solution -100 ml | Pcs | 1,126 | 901 | 1,126 | 788 |
| AD3E Solution -500 ml | Pcs | 4,550 | 8,372 | 5,000 | 9,000 |
| Adzupil Syrup-100 ml | Pcs | 8,817 | 9,699 | 4,167 | 4,584 |
| Adzyme Powder-100 gm | Pcs | 5,005 | 20,521 | 6,545 | 26,835 |
| Advit DB Powder-Small Label | Pcs | 2,717 | 2,201 | 6,480 | 5,184 |
| Round Label for DB-1 kg | Pcs | 357 | 357 | 4,068 | 4,068 |
| Sticker Label-250 gm | Pcs | 17,716 | 5,315 | 17,716 | 5,315 |
| Advit E-Sel- 100 ml | Pcs | 1,494 | 1,165 | 5,720 | 4,004 |
| Cough of Oral Solution-100 ml | Pcs | 15,483 | 12,077 | 10,181 | 7,941 |
| Cough of Oral Solution-500 ml | Pcs | 4,524 | 16,467 | 6,098 | 20,733 |
| Cough of Oral Solution-1 Ltr. | Pcs | 2,786 | 11,924 | 2,101 | 8,404 |
| ABC 1 Ltr. | Pcs | 2,821 | 12,074 | 2,863 | 7,873 |
| ABC 500 ml | Pcs | 7,948 | 28,931 | 2,899 | 10,552 |
| ABC 100 ml | Pcs | 20,497 | 17,217 | 9,182 | 7,713 |
| Advit C-500 gm | Pcs | 1,222 | 4,155 | 1,800 | 6,120 |
| Liver on 1 Ltr. | Pcs | 2,936 | 12,566 | 2,254 | 9,647 |
| Liver on 500 ml | Pcs | 7,431 | 27,049 | 2,071 | 7,538 |
| Liver on 100 ml | Pcs | 6,426 | 5,398 | 9,035 | 7,047 |
| Feron Vet 500 ml | Pcs | 5,615 | 20,439 | 3,125 | 11,375 |
| Feron Vet 1 Ltr. | Pcs | 4,069 | 17,415 | 3,777 | 16,166 |
| Neprosol 500 ml | Pcs | 3,053 | 10,380 | 4,422 | 15,035 |
| Neprosol 100 ml | Pcs | 7,791 | 6,544 | 5,135 | 4,005 |
| Power Fat 1 kg | Pcs | - | - | 797 | 5,101 |
| Adcal P-500 gm | Pcs | 1,665 | 6,494 | 700 | 2,555 |
| Egg Bost-100 gm | Pcs | 5,230 | 18,044 | 5,828 | 20,107 |
| Egg Bost-500 gm | Pcs | 4,135 | 16,127 | 1,551 | 5,661 |
| Oxi D Bolus | Pcs | 4,960 | 5,853 | 2,636 | 3,110 |
| Oramin 500 ML | Pcs | 4,318 | 15,718 | 2,836 | 7,090 |
| Oramin 100 ML | Pcs | 4,941 | 3,854 | 7,509 | 5,857 |
| Advit B Complex-100 ML | Pcs | 6,787 | 5,701 | 3,074 | 2,398 |
| Advit B Complex-500 ML | Pcs | 945 | 3,213 | 1,298 | 4,413 |
| Adzinc B-100 ML | Pcs | 7,846 | 6,120 | 9,398 | 7,330 |
| Adzinc B-500 ML | Pcs | 5,783 | 10,988 | 6,108 | 11,605 |
| Utrosol-500 ML | Pcs | 795 | 1,511 | 795 | 1,511 |
| Neo Super-100 gm | Pcs | 4,156 | 11,221 | 5,009 | 13,524 |
| Neo Super-500 gm | Pcs | 980 | 3,577 | 1,488 | 5,134 |
| Germ Kill 80-500 ml | Pcs | 2,295 | 7,918 | 2,823 | 9,598 |
| Germ Kill 80-100 ml | Pcs | 5,957 | 5,004 | 1,956 | 1,526 |
| Sticker Label Adzyme 500ml | Pcs | 5,282 | 19,226 | 2,443 | 8,306 |
| Sticker Label Adzyme 100ml | Pcs | 6,297 | 5,289 | 6,345 | 4,949 |
| Sticker Label Toxosorb 500ml† | Pcs | 2,785 | 10,137 | 1,804 | 6,567 |
| Sticker Label Toxosorb 100ml | Pcs | 6,364 | 5,346 | 3,085 | 2,591 |
| Sticker Label Acipure Plus 500ml | Pcs | 3,369 | 12,263 | 1,828 | 6,654 |
| Sticker Label Acipure Plus 100ml | Pcs | 7,306 | 6,137 | 2,996 | 2,517 |
| St. Label Nutarin 100ml | Pcs | 8,383 | 7,042 | 3,656 | 3,071 |
| St. Label Nutarin 500ml | Pcs | 2,198 | 8,001 | 2,597 | 9,453 |



| | | | | | |
|--------------------------------------|-----|-------|----------------|-------|----------------|
| St. Label Superior Syn Biotech 100ml | Pcs | 5,186 | 4,356 | 3,457 | 2,904 |
| St. Label Superior Syn Biotech 500ml | Pcs | 1,463 | 5,325 | 2,487 | 9,053 |
| St. Label Greenphos DCP 1 kg | Pcs | 2,054 | 13,146 | 2,994 | 19,162 |
| St. Label Nor Super 100ml | Pcs | 2,900 | 2,436 | 3,000 | 2,520 |
| St. Label Levo Super 100ml | Pcs | 3,097 | 2,601 | 996 | 837 |
| St. Label Levo Super 500ml | Pcs | 2,080 | 7,571 | - | - |
| St. Label Tilfhos 100ml | Pcs | 3,151 | 2,647 | 2,686 | 2,256 |
| Adlinsin Powder-500 Gm | Pcs | 3,087 | 6,791 | - | - |
| Neo Super Plus Vet-100 Gm | Pcs | 6,356 | 21,928 | - | - |
| Adcipciv Vet Injection-300 MI | Pcs | 6,880 | 5,160 | - | - |
| Ad-Hista Injection-100 MI | Pcs | 6,444 | 6,444 | - | - |
| SBC Vet Injection-100 MI | Pcs | 6,847 | 6,847 | - | - |
| Metaboost Vet Injection-100 MI | Pcs | 4,728 | 4,728 | - | - |
| Microfix Vet-100 Gm | Pcs | 4,169 | 14,383 | - | - |
| Sub Total | | | 718,798 | | 483,555 |

| Sachet: | Unit | Quantity | Amount | Quantity | Amount |
|--------------------------------------|-------------|-----------------|------------------|-----------------|------------------|
| Adlyte Powder-100 gm | Pcs | 27,356 | 82,068 | 29,292 | 87,876 |
| Adlyte Powde,-500 gm | Pcs | 30,518 | 152,590 | 35,518 | 177,590 |
| Adlyte Powder-1 kg | Pcs | 7,405 | 49,243 | 8,968 | 59,637 |
| Advit GC Powder-500 gm | Pcs | - | - | 8,096 | 40,480 |
| Advit GC Powder-1 kg | Pcs | 18,998 | 126,337 | 21,998 | 146,287 |
| Advit WS Powder-100 gm | Pcs | 50,393 | 151,179 | 50,393 | 151,179 |
| Advit C Powder-100 gm | Pcs | 35,857 | 107,571 | 35,857 | 107,571 |
| Advit DB powder-100 gm | Pcs | 31,284 | 93,852 | 31,284 | 93,852 |
| Advit (B+C) Powder-100 gm | Pcs | 49,508 | 150,999 | 49,508 | 148,524 |
| Advit (B+C) Powder-500 gm | Pcs | 30,574 | 152,870 | 30,574 | 152,870 |
| Unprinted Sachet-100 gm(Milky White) | Pcs | 8,440 | 28,527 | 11,173 | 30,726 |
| Advomica Powder-20 gm | Pcs | 76,400 | 81,748 | 2,713 | 2,984 |
| Un Printed Sachet-Advomica 20 gm | Pcs | - | - | 1,415 | 1,726 |
| Adbovi Powder-125 gm | Pcs | 240 | 648 | 8,681 | 29,081 |
| Adcal P Powder-500 gm | Pcs | 14,662 | 64,513 | 14,662 | 75,509 |
| Advit 3 Powder | Pcs | 19,084 | 57,252 | 19,084 | 63,359 |
| Adprolim Plus-100 gm | Pcs | 5,079 | 12,698 | 5,079 | 14,729 |
| Printed Alu Sachet-500 gm | Pcs | 15,396 | 69,282 | 16,974 | 78,759 |
| Printed Alu Sachet-1 kg | Pcs | 7,199 | 43,194 | 22,518 | 135,108 |
| Unprinted Sachet for DB -500 gm | Pcs | 728 | 1,456 | 728 | 1,325 |
| Printed Alu Sachet-Power Fat-1 kg | Pcs | 9,950 | 83,580 | - | - |
| Alu Sachet-Adlinsin 100 Gm | Pcs | 8,154 | 24,462 | - | - |
| Unprinted Sachet-100 Gm | Pcs | 570 | 1,739 | - | - |
| Sub Total | | | 1,535,807 | | 1,599,173 |

| Insert: | Unit | Quantity | Amount | Quantity | Amount |
|--------------------------------|-------------|-----------------|---------------|-----------------|---------------|
| Adcet Bolus | Pcs | 11,300 | 2,260 | 11,300 | 2,260 |
| Apetonic Bolus | Pcs | 5,402 | 1,080 | 5,503 | 1,101 |
| Adcipciv Oral Solution -100 ml | Pcs | 2,299 | 690 | 7,338 | 2,201 |
| Adtetra Bolus | Pcs | 4,274 | 855 | 4,274 | 855 |
| Adrizole Bolus | Pcs | 2,200 | 440 | 12,401 | 2,480 |
| Adzinc Bolus | Pcs | 6,482 | 778 | 6,482 | 778 |
| Advit CP Plus Bolus | Pcs | 3,918 | 784 | 11,579 | 2,316 |
| Adsulph Bolus | Pcs | 5,078 | 1,016 | 6,600 | 1,320 |
| Adzuril-100 ml | Pcs | 6,057 | 1,211 | 9,133 | 1,827 |



| | | | | | |
|--------------------------------|-----|--------|---------------|--------|---------------|
| Adzyl Bolus | Pcs | 4,723 | 945 | 17,937 | 3,587 |
| Adprozine Bolus | Pcs | 7,962 | 2,389 | 8,337 | 2,501 |
| Keto Pain Bolus(5x4) | Pcs | 13,208 | 4,359 | 7,230 | 2,169 |
| Adcipcic Bolus | Pcs | 5,379 | 1,614 | 9,378 | 2,813 |
| TCL Bolus | Pcs | 7,857 | 2,357 | 7,857 | 2,357 |
| Tonic Vet Bolus | Pcs | 4,395 | 1,450 | - | - |
| Adcipcic Vet injection-30 MI | Pcs | 7,089 | 1,772 | - | - |
| Ad-Hista Injection-100 MI | Pcs | 6,744 | 1,686 | - | - |
| SBC Vet Injection-100 MI | Pcs | 6,915 | 1,729 | - | - |
| Metaboost Vet Injection-100 MI | Pcs | 4,941 | 1,235 | - | - |
| Adsulph S Bolus | Pcs | 5,723 | 1,145 | - | - |
| Levo Super | Pcs | 3,162 | 791 | - | - |
| Tilfosh | Pcs | 4,527 | 1,132 | - | - |
| Sub Total | | | 31,715 | | 28,565 |

| Inner Carton/Box: | Unit | Quantity | Amount | Quantity | Amount |
|-----------------------------------|-------------|-----------------|----------------|-----------------|----------------|
| Adlinsin-100 Gm | Pcs | 480.00 | 5,760 | - | - |
| Adcet Bolus | Pcs | 1,112 | 2,335 | 1,112 | 2,335 |
| Apetonic Bolus | Pcs | 5,653 | 25,721 | 5,491 | 24,984 |
| Adrizole Bolus | Pcs | 3,651 | 9,310 | 16,854 | 42,978 |
| Advit CP Plus Bolus | Pcs | 6,528 | 29,376 | 4,063 | 18,284 |
| Advit D Plus Oral Solution-100 ml | Pcs | 3,496 | 8,041 | 5,089 | 11,705 |
| Advomica Powder-20 gm | Pcs | 12,341 | 49,364 | 3,652 | 18,260 |
| Adzinc Bolus | Pcs | 1,465 | 2,491 | 1,465 | 2,491 |
| Adtetra Bolus | Pcs | 8,092 | 18,612 | 8,092 | 20,230 |
| Adcipcic Oral Solution-100 ml | Pcs | 7,769 | 23,307 | 2,061 | 6,183 |
| Adcipcic Oral Solution-500 ml | Pcs | 1,980 | 13,464 | 1,794 | 14,352 |
| Adsulph Bolus | Pcs | 4,816 | 12,281 | 6,361 | 16,221 |
| Adzuril Syrup- 100 ml | Pcs | 4,513 | 18,052 | 4,392 | 13,176 |
| Adprolim Plus-100 gm | Pcs | 738 | 8,856 | 738 | 8,856 |
| Cough Off-100 ml | Pcs | 12,563 | 34,925 | 12,827 | 33,350 |
| Adzyl Bolus | Pcs | 6,312 | 18,936 | 4,355 | 12,194 |
| Neprosol 100 ml | Pcs | 6,036 | 15,573 | 7,370 | 17,688 |
| Adprozine Bolus | Pcs | 5,267 | 19,488 | 5,642 | 20,875 |
| Keto Pain Bolus(5x4) | Pcs | 8,414 | 25,242 | 7,764 | 21,739 |
| Keto Pain Bolus(10x4) | Pcs | 7,700 | 28,490 | 11,520 | 42,624 |
| Adcipcic Bolus(10x2) | Pcs | 5,456 | 15,277 | 11,494 | 32,183 |
| TCL Bolus(5x4) | Pcs | 9,749 | 25,347 | 11,749 | 30,547 |
| ABC -500 ml | Pcs | 5,629 | 38,277 | - | - |
| Levo Super-100 ml | Pcs | 2,700 | 6,966 | 1,050 | 2,709 |
| Levo Super-500 ml | Pcs | 2,079 | 14,449 | - | - |
| Nor Super-100 ml | Pcs | 3,050 | 7,869 | 3,050 | 7,869 |
| Tilfos-100 ml | Pcs | 3,603 | 9,296 | 2,437 | 6,287 |
| Tonic Vet Bolus | Pcs | 5,509 | 19,282 | - | - |
| Adhista Inj.-100 MI | Pcs | 6,001 | 18,003 | - | - |
| Metabost Inj.-100 MI | Pcs | 4,476 | 13,428 | - | - |
| Adcipcic Vet Injection-30 MI | Pcs | 6,472 | 12,297 | - | - |
| SBC Injection-100 MI | Pcs | 7,491 | 22,473 | - | - |
| Adsulph S Bolus | Pcs | 5,158 | 13,153 | - | - |
| Sub Total | | | 585,739 | | 428,120 |



| Bottle & Accessories: | Unit | Quantity | Amount | Quantity | Amount |
|--|-------------|-----------------|------------------|-----------------|------------------|
| HDPE Bottle with Handle & Cap 1000 ml | Pcs | 3,048 | 64,008 | 81 | 1,377 |
| HDPE Bottle with Handle & Cap 500 ml | Pcs | 6,291 | 77,694 | 2,353 | 29,413 |
| HDPE Bottle with Handle & Cap 1000 ml | Pcs | 10,547 | 210,940 | 9,873 | 167,841 |
| HDPE Bottle with Handle & Cap 500 ml | Pcs | 4,213 | 56,876 | 8,374 | 104,675 |
| HDPE Bottle with Handle & Cap -3 Ltr. | Pcs | 1,784 | 66,008 | 1,573 | 58,201 |
| HDPE Bottle Round with Cap 500 ml | Pcs | - | - | 31 | 512 |
| 100 ml pet bottle (Amber) | Pcs | 2,620 | 9,039 | 81,348 | 280,651 |
| 100 ml pet bottle (Milky White) | Pcs | 1,873 | 6,462 | 48,095 | 165,928 |
| 100 ml pet bottle (Transperant) | Pcs | 7,390 | 25,496 | 63,144 | 217,847 |
| 500 ml pet bottle (Milky White) | Pcs | 1,630 | 26,080 | - | - |
| 1000 ml pet bottle(Milky White) | Pcs | 1,139 | 24,773 | 2,963 | 64,445 |
| 500 ml pet bottle (Transparent) | Pcs | - | - | 5,463 | 68,288 |
| 1000 ml pet bottle (Transparent) | Pcs | 2,333 | 48,993 | 4,658 | 97,818 |
| 500 ml pet bottle (Transparent) with red cap | Pcs | 1,309 | 15,708 | - | - |
| Plastic Bucket-1 kg (White) | Pcs | 2,269 | 57,860 | 1,945 | 49,598 |
| Plastic Container-500 gm | Pcs | 2,448 | 31,824 | 746 | 10,444 |
| Plastic Container-500 gm(Round) | Pcs | 2,650 | 37,100 | 1,698 | 23,772 |
| Plastic Container-500 gm(Square) | Pcs | 1,577 | 36,271 | 785 | 18,055 |
| Plastic Container-100 gm(Square) | Pcs | 11,962 | 77,753 | 3,489 | 22,679 |
| Blue Jar-5 Ltr. | Pcs | - | - | 283 | 34,172 |
| 5 Ltr. Jar(New) | Pcs | 1,340 | 93,800 | 4,472 | 313,040 |
| Measuring Cup 15 ml | Pcs | 40,561 | 15,008 | 46,906 | 16,886 |
| EP Liner for 500 ml Container | Pcs | 1,980 | 1,188 | 1,980 | 1,188 |
| HDPE Bottle with purple ring 500 ml | Pcs | - | - | 4,271 | 79,014 |
| PP Cap 28 mm | Pcs | 25,604 | 28,164 | 90,091 | 99,100 |
| 30 MI Clear Molded Glass Vial | Pcs | 13,492 | 87,698 | - | - |
| 100 MI Amber Glass Vial | Pcs | 65,520 | 483,538 | - | - |
| 500 MI bottle with cap for Levo Super | Pcs | 3,982 | 63,712 | - | - |
| HDPE Bottle with CSD Cap | Pcs | 14,050 | 224,800 | - | - |
| Sub Total | | | 1,870,791 | | 1,924,941 |

| PVC Flim: | Unit | Quantity | Amount | Quantity | Amount |
|--|-------------|-----------------|---------------|-----------------|----------------|
| PVC Sheet (180 mm x 350 mic)-Glass Clear | Kg | 17.65 | 2,736 | 809.00 | 125,395 |
| PVC Sheet (204 mm x 350 mic)-Glass Clear | Kg | 403.00 | 62,465 | 903.00 | 139,965 |
| PVC Sheet (204 mm x 350 mic)-Milky White | Kg | 128.20 | 22,562 | 1,128.00 | 219,960 |
| Sub Total | | | 87,763 | | 485,320 |

| Aluminium Bottom Foil | Unit | Quantity | Amount | Quantity | Amount |
|--------------------------------|-------------|-----------------|----------------|-----------------|----------------|
| Alu Alu Bottom Sheet (137 mm) | Kg | 262.90 | 114,099 | 467.48 | 203,354 |
| Sub Total | | | 114,099 | | 203,354 |

| Aluminium Foil: | Unit | Quantity | Amount | Quantity | Amount |
|------------------------|-------------|-----------------|---------------|-----------------|---------------|
| Adcet Bolus | Kg | 8.63 | 6,300 | 8.63 | 6,473 |
| Adriful Bolus | Kg | 28.70 | 20,664 | 11.59 | 8,345 |
| Adsulph Bolus | Kg | 27.40 | 19,998 | 31.70 | 27,262 |
| Adtetra Bolus | Kg | 16.79 | 13,096 | 16.79 | 14,439 |
| Adzinc Bolus | Kg | - | - | 3.47 | 2,984 |



| | | | | | |
|------------------------------|----|--------|----------------|--------|----------------|
| Adzyl Bolus | Kg | 4.10 | 2,948 | 17.60 | 12,672 |
| Advit CP Plus Bolus | Kg | 51.74 | 38,805 | 0.50 | 375 |
| Apetonic Bolus (137 mm) | Kg | 21.25 | 16,150 | 38.38 | 29,169 |
| Adprozine Bolus | Kg | 48.98 | 37,225 | 30.27 | 23,005 |
| Keto Pain Bolus | Kg | 48.68 | 36,997 | 68.33 | 51,931 |
| Adeipcin Bolus | Kg | 10.15 | 7,714 | 21.65 | 16,454 |
| TCL Bolus | Kg | 26.14 | 19,866 | 6.00 | 4,560 |
| Alu Foil Advomica 20gm | Kg | 492.56 | 197,024 | 95.99 | 38,398 |
| Alu Foil Adprolim Plus 100gm | Kg | 107.20 | 42,880 | 107.20 | 42,880 |
| Alu Foil Tonic Vet Bolus | Kg | 4.22 | 3,207 | - | - |
| Adsulph S Bolus | Kg | 25.25 | 19,190 | - | - |
| Sub Total | | | 482,065 | | 278,947 |

| Aluminium Disk: | Unit | Quantity | Amount | Quantity | Amount |
|--------------------------------------|-------------|-----------------|----------------|-----------------|----------------|
| Aluminium Disk-1 Ltr. | Kg | 13.74 | 16,488 | 7.50 | 9,000 |
| Aluminium Disk -500 ml for big Cap | Kg | 29.00 | 29,003 | 28.50 | 34,200 |
| Aluminium Disk for 500 ml narrow Cap | Kg | 6.26 | 4,851 | 6.00 | 6,000 |
| Alu Disk-2" | Kg | 1.67 | 2,004 | 11.05 | 11,050 |
| Alu Disk-3" | Kg | 22.66 | 27,192 | 26.00 | 26,000 |
| Alu Disk-3.5" | Kg | 9.78 | 11,731 | 10.10 | 10,100 |
| Alu Disk-4" | Kg | 7.51 | 9,008 | 9.70 | 11,640 |
| Sub Total | | | 100,277 | | 107,990 |

| Miscellaneous: | Unit | Quantity | Amount | Quantity | Amount |
|--------------------------------|-------------|-----------------|---------------|-----------------|---------------|
| Gum Tape # 2.5" | Pcs | 778 | 23,340 | 1,190 | 35,700 |
| Scotch Tape # 1/2" | Pcs | 548 | 4,658 | 580 | 4,490 |
| Cotton Thread | Pcs | 170 | 9,350 | 285 | 17,100 |
| Cotton | Kg | 0.50 | 213 | 0.10 | 43 |
| White Poly Bag # 7"-9" | Kg | 0.20 | 44 | 1.00 | 220 |
| White Poly Bag # 14"-18" | Kg | - | - | 3.80 | 836 |
| White Poly Bag # 14"-10" | Kg | - | - | 3.40 | 748 |
| Cutting Board | Pcs | 7,499 | 1,875 | 9,520 | 2,380 |
| Flip Off Seal 20mm (Orange) | Pcs | 7,280 | 8,518 | - | - |
| Flip Off Seal 20mm (Sky Blue) | Pcs | 9,040 | 8,136 | - | - |
| Flip Off Seal 20mm (Red) | Pcs | 13,856 | 16,212 | - | - |
| Flip Off Seal 20mm (Deep Blue) | Pcs | 4,690 | 5,487 | - | - |
| Old Carton | Pcs | 100 | 5,000 | - | - |
| Sub Total | | | 82,832 | | 61,517 |

| | | | | | |
|--------------------|--|--|------------------|--|------------------|
| Grand Total | | | 6,430,426 | | 6,055,256 |
|--------------------|--|--|------------------|--|------------------|



Advent Pharma Ltd.
Trade & Others Receivable
As at 30 June, 2021

Annexure-C

| Particulars | 30-Jun-21 | 30-Jun-20 |
|---|-----------|-----------|
| 4 Star Poultry Feed Center(Cox's Bazar) | 33,235 | 3,144 |
| A B Drugs | 288,331 | 471,087 |
| Abdul Halim (Mymensing) | 236,738 | 316,000 |
| Abdullah Medicare | 222,946 | 292,937 |
| Abdullah Medicine House | 81,879 | 342,563 |
| Abdullah Pharmacy (Joupurhat) | - | 4,268 |
| Abdullah Poultry | 21,608 | 3,214 |
| Abdullah Poultry Feed | 4,092 | 72,110 |
| Abdullah Poultry (Polashbari) | - | 2,134 |
| Abdur-Rob Medicine Corner(Manda) | 10,613 | 7,743 |
| Abida Medical Hall | 162,939 | 300,776 |
| Abid Poultry(Eleas) | 237,374 | 275,600 |
| Abir Pharmacy | 401,228 | 520,352 |
| Abir Pharmacy (Korchatpur) | 9,765 | 10,301 |
| Abir Pharmacy (Manikgonj) | 345,294 | 357,607 |
| A.B Pharmacy(Jhenaidha) | - | 2,828 |
| Abraham Poultry Feed(Nawabganj) | - | 7,857 |
| Abu Sayed Medical (Shahjadpur) | 4,207 | 4,000 |
| Adhunik Prani Chikitsaloy | 78,723 | 229,250 |
| Adil Pharmacy (Palashbari) | - | 1,722 |
| A.D Medicine Corner | 249,842 | 386,754 |
| Adnan Enterprize(Zohorul) | 17,007 | 102,458 |
| Adnan Poultry & Feed(CP) | 251,922 | 379,310 |
| Adorsho Pharmacy(Birampur) | 207,205 | 264,542 |
| Adorsho Pharmacy(Tanore) | 196,032 | 205,744 |
| Adorsho Poshu Chikishaloy(Robiul) | 10,543 | 48,179 |
| Adorsho Poshu Jogothe (Rezwanul) | 7,367 | 4,992 |
| Adorsho Poultry (Jhenaidha) Cp | - | 15,860 |
| Adorsho Veterinary(Gobindoganj) | 13,538 | 9,215 |
| Adorsho Veterinary (Zakir Hasan) | - | 1,970 |
| Advanced Chemical Ind. Ltd. | 3,655,207 | 1,443,832 |
| Afrin Dairy & Poultry (B. Baria) | 14,680 | 34,423 |
| Afsana Poultry Feed | 288,908 | 333,840 |
| Afzal Enterprize(Jhikorgacha) | - | 2,388 |
| Ahanaf Poultry Feed & Medicine(CP) | 442,106 | 373,383 |
| Ahasan Poultry(Cp)Satkhira | 8,445 | 27,736 |
| Ahmed Pharmacy(Salanga) | - | 2,376 |
| Ahmed Veterinary (Kaliganj) CP | 234,609 | 305,805 |
| A.H Poultry | 309,356 | 325,000 |
| Ahsan Pharmacy (Rangpur) | - | 8,131 |
| Akash Pharmacy(Tanore) (CP) | 289,583 | 300,369 |
| Akbor Pharmacy (Matin) | 5,958 | 6,746 |

| | | |
|-------------------------------------|---------|---------|
| Akhi Amin Pharmacy(Pabna) | 37,262 | 59,788 |
| Akhi Arnika Enterprise | 6,014 | 8,356 |
| Akhi Boiler House | 130,286 | 158,548 |
| Akhiraz Veterinary (Adamdighi) | - | 8,861 |
| Akhter Sha Poultry Feed (Manjurul) | 17,738 | 17,738 |
| A.K Medical Store | 125,846 | 177,963 |
| Akondo Pharmacy(Kalai) | 154,004 | 154,004 |
| Akota Agrose Trading(Alim) | 153,482 | 301,365 |
| Akota Pharmacy (Natore) | 153,503 | 316,140 |
| Akota Poultry Feed(Baneshor) | 105,028 | 161,465 |
| Akota Poultry(Kapasias) | 22,043 | - |
| Akota Poultry (Narayanganj) | 5,178 | 337,280 |
| Akram Medical Hall | 295,732 | 388,800 |
| Akter Poultry | 86,076 | 113,908 |
| Akter Poultry(Kapasias) | 172,611 | 326,998 |
| Alam Dairy Farm(Dhaka) | 127,318 | 185,600 |
| Alamgir Eashat Pharmacy(Rokon) | 155,845 | 301,458 |
| Alamgir Poultry Feed | 274,156 | 331,500 |
| Alamin Pharmacy | 202,639 | 278,965 |
| Al Amin Pharmacy(Yeakub) | 160,834 | 188,800 |
| Alamin Poultry & Fish Center | 190,687 | 253,014 |
| Alamin Poultry (Kishorgonj) CP | 302,143 | 463,490 |
| Alamin Poultry(Narayanganj) | 137,573 | 192,200 |
| Alamin Store (Khulna) | - | 5,791 |
| Al-Amin Store (Potuakhali) | 34,847 | 40,169 |
| Alam Medical Hall (Kishorgonj) | 5,460 | 268,793 |
| Alam Medical Hall (Phultala) | - | 3,136 |
| Alam Pharmacy | 34,085 | 35,420 |
| Al- Arafapoultry Feed & Medicine | 3,449 | 360,245 |
| Alauddin Dairy Farm | 158,885 | 188,344 |
| Alaxo Traders | 169,076 | 170,428 |
| Al-Bakara Medical Store(Palashbari) | - | 7,527 |
| Al-Baraka Pharmacy (Jessore) | - | 26,166 |
| Al-Bashir Pharmacy (Hatibandha) | - | 3,104 |
| Al Fala Pharmacy | 77,268 | 102,345 |
| Al-Fala Pharmacy(Nalitabari) | 22,399 | 48,652 |
| Al-Fate Pharmacy (Magura) | 24,009 | 29,209 |
| Alfia Agro Feed & Medicine Point | 113,655 | 188,878 |
| Al-Haz Veterinary(Kurigram) | 6,303 | 4,528 |
| Ali Argo Farm (Krishno) | 206,761 | 233,573 |
| Alif Medicine (Birampur) Cp | 50,727 | 31,183 |
| Alif Medicine House(Birampur) | 15,552 | 15,552 |
| Alif Poultry Feed | 111,687 | 199,461 |
| Alif Poultry (Gazipur) | 19,503 | 26,880 |
| Al Jahara Pharmacy | 9,496 | 10,696 |
| Al-Jahara Pharmacy(Korchatpur) | 6,950 | 9,250 |
| Almas Poultry Feed(Jhenaidah) | 24,146 | 304,500 |
| Al-Modina Pharmacy (Mohammad Ali) | 38,074 | 21,159 |

| | | |
|--|---------|---------|
| Alvida Poultry & Feed (Bhairab) CP | 149,508 | 141,701 |
| Amanur Veterinary Corner(Ghatail) | 3,936 | 6,136 |
| Amin Feed & Veterinary (Lalmonirhat) | 11,898 | 10,686 |
| Amin Medical Hall | 69,197 | 150,221 |
| Amir Dairy Pharmacy | 26,645 | 21,620 |
| Anawar Pharmacy (Raju Khan) | - | 44,012 |
| Anisa Poultry | 23,904 | 9,200 |
| Anowar Enterprize | 25,842 | 6,224 |
| Anower Medical Hall(Ekhtear) | 8,540 | 11,900 |
| Anwara Pharmacy (Meherpur) Cp | 6,005 | 4,170 |
| Anwara Pharmacy (Rajshahi) | 7,762 | 7,296 |
| Anwar Dairy(Lalmonirhat) | - | 2,180 |
| Anwar Pharmacy | 4,557 | 3,657 |
| Apon Veterinary Medicine Corner(Dhaka) | 4,802 | 1,302 |
| Arafat Vateriaary (Sahin Mia) | 4,172 | 8,935 |
| Araf Poultry (Rofiqul) | 4,676 | 2,463 |
| Arif Hossain (Khulna) | 2,080 | 2,003 |
| Arif Pharmacy(Bogra) | 2,717 | 1,054 |
| Arif Pharmacy(Jhikorgacha) | 4,500 | 6,257 |
| Armi Veterinary(Birampur) | 20,593 | 13,200 |
| Aroggo Veterinary (Kaliganj) | 38,000 | 6,342 |
| Asaia Veterinary | 10,496 | 2,885 |
| Asha Pharmacy (Pabna) CP | 263,687 | 277,860 |
| Ashar Alo Veterinary (Monirul) | 31,283 | 6,616 |
| Ashik Poultry(Gaibandha)(CP) | 118,520 | 539,321 |
| Ashim Veterinary (Gaibandha) CP | 17,713 | 6,500 |
| Ashim Veterinary Hall(CP) | 28,999 | 164,058 |
| Asiya Traders(Naogaon)(Cp) | 30,505 | 113,490 |
| Atiq Enterprize (Biplob) | 11,056 | 1,555 |
| Aungikar Poultry | 10,323 | 1,000 |
| Ayesha Poultry (Aminul) | 4,888 | 4,888 |
| Azad Veterinary | 22,531 | 3,654 |
| Azizul Pharmacy (Panchagar) | 8,073 | 10,639 |
| Aziz Veterinary (Ullahpara) | 8,643 | 2,509 |
| A Z Traders (Krishno) | 5,732 | 2,304 |
| Baba Loknath Medicine | 11,778 | 3,000 |
| Babu Khamari | 326,460 | 369,139 |
| Babul Enterprize | 67,836 | 265,300 |
| Babul Pharmacy(Manikganj-2)(Selim) | 282,232 | 555,428 |
| Babul Traders | 350,902 | 665,378 |
| Babu Pharmacy | 293,046 | 296,302 |
| Badhon Poultry (Kishoreganj)Cp | 162,473 | 303,500 |
| Badhon Poultry (Solonga) | 22,336 | 10,331 |
| Badsha Medical Hall(Sarishabari) | 10,417 | 2,142 |
| Bagabari Pharmacy | 101,892 | 105,420 |
| Baganbari Medicine Corner | 11,259 | 1,870 |
| Bahar Medical Hall(Tangail) | 305,175 | 221,452 |
| Bakku Poultry Feed | 139,034 | 131,400 |



| | | |
|---|---------|---------|
| Bangali Veterinary | 226,541 | 226,541 |
| Bangla Bazar Poultry, Narayangonj | 57,337 | 107,357 |
| Bangladesh Pharmacy | 49,606 | 55,230 |
| Bangladesh Veterinary | 229,733 | 235,610 |
| Bangladesh Veterinary (Rezwanul) | 8,657 | 2,880 |
| Bappi-Kiron Poultry Feed(CP) | 203,206 | 203,206 |
| Bappi Poultry Feed(Badorkandi) | 20,467 | 3,832 |
| Barouli Poultry Feed | 22,669 | 6,961 |
| Basar Pharmacy | 217,294 | 204,568 |
| Bashar Pharmacy (Sajedur) | 10,062 | 135,690 |
| Beauty Pharmacy(Anamul) | 313,539 | 245,687 |
| Bengol Agro Veterinary(Shibpur) | 8,679 | 5,849 |
| Bhai Bhai Enterprize(Ghatail) | 31,034 | 7,776 |
| Bhai Bhai Medical Hall (Joynal) | 302,145 | 302,145 |
| Bhai Bhai Medical Hall(Sakhipur) | 10,932 | 3,550 |
| Bhai Bhai Pharmacy(Bonpara) | 339,328 | 246,429 |
| Bhai Bhai Pharmacy(Boraigram) | 282,562 | 210,545 |
| Bhai Bhai Pharmacy (Chuadanga) | 181,412 | 170,015 |
| Bhai Bhai Pharmacy (Delowar) | 185,308 | 87,816 |
| Bhai Bhai Pharmacy(Dhamrai) | 201,855 | 201,855 |
| Bhai Bhai Pharmacy(Lalpur) | 31,386 | 1,174 |
| Bhai Bhai Poultry(B.Barua) | 13,500 | 92,353 |
| Bhai Bhai Poultry & Dairy (Rezwanul) | 165,687 | 68,819 |
| Bhai Bhai Poultry Feed (Chuadanga) | 14,471 | 3,000 |
| Bhai Bhai Poultry Feed(Cox's Bazar) | 34,259 | 4,082 |
| Bhai Bhai Poultry Feed (Delowar) | 11,370 | 1,958 |
| Bhai Bhai Poultry(Monohordi-2) | 181,876 | 97,320 |
| Bhai Bhai Poultry (Sreepur) | 18,975 | 13,483 |
| Bhai Bhai Traders(Adamdighi) | 20,251 | 20,251 |
| Bhai Bhai Veterinary(Ranisonkoil) | 148,604 | 37,731 |
| Bhai Bhai Veterinary (Zakir) | 11,814 | 11,814 |
| Bhai Bon Enterprize (Polash) | 31,602 | 31,602 |
| Bhai Bon Pharmacy (Joypurhat) CP | 7,877 | 281,907 |
| Bhai Bon Veterinary (Birampur) | 13,776 | 1,984 |
| Bhuiya Poultry (Bhairab) | 12,475 | 9,227 |
| Biddut Medical Hall | 10,627 | 228,037 |
| Biddut Pharmacy (Manda) | 11,168 | 1,328 |
| Bijoy Poultry Farm(Kurigram) | 214,923 | 212,478 |
| Bina Pharmacy(Ishwardi) | 217,588 | 214,587 |
| Biplob Pharmacy (Hatibandha) | 23,228 | 2,231 |
| Birol Pharmacy | 20,298 | 3,436 |
| Bismillah Feed & Medicine | 248,989 | 360,245 |
| Bismillah Medical Hall (Khulna) | 8,520 | 2,182 |
| Bismillah Medical Hall(Sherpur) | 276,246 | 324,568 |
| Bismillah Medicine Corner(CP) | 246,942 | 253,400 |
| Bismillah Medicine House (Cp) (Nayon) | 426,214 | 165,691 |
| Bismillah Medicine House (Domar) (Acqua) CP | 249,861 | 211,525 |
| Bismillah Medicine House(Domar) CP | 150,720 | 111,276 |

| | | |
|--|---------|---------|
| Bismillah Medicine Point (Mymensingh) | 22,074 | 22,074 |
| Bismillah Pharmacy (Biplob) | 64,822 | 55,958 |
| Bismillah Pharmacy(Khulna) | 16,477 | 5,808 |
| Bismillah Pharmacy (Kustia) Cp | 21,999 | 88,800 |
| Bismillah Pharmacy (Magura) | 111,987 | 15,718 |
| Bismillah Pharmacy (Mahadi) | 18,801 | 6,443 |
| Bismillah Pharmacy (Sirajganj) | 22,707 | 7,532 |
| Bismillah Pharmacy(Ullahpara) | 19,622 | 7,594 |
| Bismillah Poultry Complex(Kahalu)(CP) | 318,272 | 233,178 |
| Bismillah Poultry & Feed Center | 169,787 | 158,462 |
| Bismillah Poultry Feed & Medicine(Matin) | 5,288 | 5,288 |
| Bismillah Poultry Feed (Rangpur) | 12,956 | 6,240 |
| Bismillah Veterinary (Ishwardi) | 26,228 | 13,145 |
| Bismilla Poultry Feed | 31,638 | 19,280 |
| Biswash Pharmacy(Shoilkupa) Cp | 22,474 | 256,994 |
| Biswash Poultry Complex (Phultala) | 17,430 | 3,952 |
| Biswas Medicine(CP) | 149,823 | 78,562 |
| Biswas Medicine (Kumarkhali) | 21,018 | 31,564 |
| Biswas Poultry Feed (Korchatpur) | 16,868 | 9,454 |
| Bohorpur Pharmacy (Rajbari) | 16,022 | 4,369 |
| Boisakhi Poultry (Kishorganj) | 14,562 | 1,000 |
| Bokkar Veterinary Store(Rangpur) | 18,098 | 9,543 |
| Bondhu Poultry Feed (Jhenaidah) | 10,864 | 10,864 |
| Borna Pharmacy | 11,328 | 2,578 |
| BOROITULI ENTERPRIZE | 7,071 | 21,707 |
| Brack Projonon Kendro (Sarishabari) | 5,904 | 2,553 |
| Brothers Poultry | 84,515 | 106,548 |
| Brothers Poultry,(Manikgonj) | 109,304 | 12,480 |
| Buffalo Dairy & Poultry (Pirgonj) | 16,252 | 4,736 |
| Chandan Pharmacy | 56,460 | 58,796 |
| Chanmiah Pharmacy | 181,678 | 166,354 |
| Chatmohor Poultry(CP) | 342,082 | 282,483 |
| Chatmohor Poultry (Saju) Cp | 288,667 | 147,964 |
| Chetona Poultry Medicine | 4,447 | 12,019 |
| Cholonbil Pharmacy (Natore) | 22,914 | 25,781 |
| Chowdhury Pharmacy(Dhaka) | 161,457 | 145,789 |
| Chowdhury Traders(Gobindaganj) | 162,540 | 412,540 |
| City Pharmacy (Birganj) | 20,026 | 7,887 |
| City Pharmacy (Jewel) | 201,775 | 210,354 |
| Dairy Feed & Medicine Ghor | 215,908 | 190,210 |
| Dairy Poultry Medicine Corner | 189,598 | 194,420 |
| Dash Medicine Corner | 211,558 | 206,547 |
| Datta Pharmacy, Chapainawabganj | 285,474 | 265,479 |
| Daynight Pharmacy | 188,310 | 203,412 |
| Debnath Veterinary(Gobindoganj) | 7,532 | 7,532 |
| Deb Pharmacy (Jhenaidha) | 4,112 | 6,381 |
| Delowar Veterinary (Manda) | 23,801 | 1,968 |
| Dewan & Brothers Enperprise | 77,249 | 107,203 |



| | | |
|---------------------------------------|---------|---------|
| Dewan Pharmacy(Joypurhat) | 341,744 | 345,874 |
| Diana Poultry(Eleas) | 20,575 | 134,143 |
| Digital Poultry | 31,891 | 18,004 |
| Digital Poultry(CP) | 169,710 | 179,058 |
| Dipa Pharmacy | 155,230 | 74,589 |
| Doctors Veterinary | 218,578 | 195,779 |
| Domar Poultry Network | 343,055 | 305,497 |
| Dr. Abu Bokker Siddiki(Nilphamari) Cp | 208,600 | 328,990 |
| Dr. Asraf (Asaduzzaman) | 5,661 | 5,303 |
| Dr. Joban Medical Hall(Monirul) | 241,308 | 168,754 |
| Dr. Mezan Pharmacy (Delowar) | 22,246 | 9,868 |
| Dr.Mojibar Rahman(Charghat) | 6,146 | 5,654 |
| Dr. Monjur (Biplob) | 14,713 | 3,599 |
| Dr. Mozammel Pharmacy(Krishno) Cp | 10,897 | 185,677 |
| Dr. Nuruzzaman (Lalmonirhat) | 7,053 | 7,053 |
| DR. Nurzzaman(Asaduzzaman) | 27,226 | 6,092 |
| Dr. Ripon(Assaduzzaman) | 34,120 | 8,022 |
| Dr Roni(Jamalpur) | 15,483 | 3,656 |
| Dr Sadequl | 21,626 | 3,049 |
| Dr. Saiful Islam (Lalmonirhat) | 20,192 | 10,173 |
| Dr. Samsuddin(Pirgonj) | 4,285 | 6,327 |
| Dr.Shoriful | 32,798 | 4,630 |
| Dr. Sumonto Rai (Birganj) | 22,494 | 4,154 |
| Dr. Wahid (Nazmul) | 20,505 | 6,944 |
| Dui Bhai Pharmacy | 284,767 | 211,458 |
| Dyanamic Pharmacy(Hafizul) | 28,066 | 11,516 |
| Dynamic Pharmacy | 202,748 | 123,658 |
| Dynamic Pharmacy (Kaliailoir) | 16,528 | 1,301 |
| Elit Drug House (Borguna) | 12,292 | 12,571 |
| Eman Pharmacy(Pirganj) | 172,324 | 163,686 |
| Emon-Onik Pharmacy | 3,784 | 16,416 |
| Emon Pharmacy (Lalmonirhat) | 205,228 | 197,995 |
| Emon Pharmacy (Lalmonirhat) CP | 412,795 | 218,806 |
| Emon Poultry (Mithapukur) (CP) | 248,414 | 258,690 |
| Emon Poultry (Rangpur) | 11,624 | 2,634 |
| Esha Enterprize | 250,545 | 156,324 |
| Eva Poultry Feed & Medicine | 244,525 | 224,587 |
| Fahad Enterprize (Aslam) | 17,456 | 1,000 |
| Fahim Poultry Feed & Medicine | 21,378 | 1,960 |
| Fardin Poultry Feed | 16,438 | 18,051 |
| Farhan Poultry Feed | 98,746 | 98,746 |
| Fariya Pharmacy | 216,113 | 218,246 |
| Faruk Medical Store | 118,774 | 103,074 |
| Faruk Medicine Corner | 145,558 | 155,687 |
| Faruk Pharmacy | 243,125 | 225,478 |
| Faruk Pharmacy (Adamdighi) | 112,888 | 15,334 |
| Faruk Pharmacy(Domar) | 4,719 | 4,719 |
| Farzana Pharmacy | 143,324 | 131,247 |



| | | |
|-------------------------------------|---------|---------|
| Fatema Medical Hall | 23,201 | 35,622 |
| Fatema Medicine Supply | 238,525 | 245,871 |
| Fatema Pharmacy(Julhas) | 6,282 | 30,432 |
| Faumif Traders | 248,774 | 252,500 |
| Faumif Traders(Hilli)CP | 95,007 | 292,385 |
| Fayza Poultry | 327,152 | 242,871 |
| Fencey Pharmacy(Panchagor) | 3,593 | 6,791 |
| Ferdous Medical Hall | 126,062 | 131,449 |
| Five Brothers Poultry | 192,558 | 201,478 |
| Fokir Veterinary | 285,652 | 485,652 |
| Forida Pharmacy (Sirajganj) CP | 331,169 | 122,586 |
| Forid Pharmacy(Jamalpur) | 19,770 | 5,925 |
| Forid Pharmacy(Joypurhat) | 255,248 | 301,472 |
| Forkan Veterinary Store | 235,270 | 248,756 |
| Foysal Pharmacy (Saju) | 17,024 | 7,948 |
| Fozila Pharmacy | 11,496 | 11,496 |
| Fozlu Pharmacy (Cp) | 98,738 | 66,789 |
| Fozlu Pharmacy(Panchagarh) | 338,878 | 261,922 |
| Friends Pharmacy(Chapainawabganj) | 26,225 | 3,547 |
| Friends Poultry (Nilphamari) | 184,633 | 5,068 |
| Friends Traders(Ishwardi) | 388,547 | 306,547 |
| Friend Traders (Pabna) | 6,201 | 6,201 |
| Fuad Veterinary (Gobindaganj) | 17,022 | 19,071 |
| Galib Poultry (Hafizul) | 26,555 | 12,541 |
| Galib Poultry (Kaliakoir) CP | 75,691 | 354,564 |
| Galib Poultry (Lalmonirhat) | 140,902 | 140,902 |
| Gayan Poultry(Satkhira)(Cp) | 31,000 | 107,572 |
| Gaziul Pharmacy (Naogaon) | 41,242 | 41,242 |
| General Poultry Feed | 218,426 | 203,499 |
| Giyash Pharmacy | 43,065 | 46,324 |
| Gobadi Pushu Corner | 287,969 | 220,302 |
| Goffar Poultry (Rupsha) | 115,206 | 16,055 |
| Golden Poultry | 291,100 | 441,100 |
| Gourohori Medical Hall | 233,258 | 245,783 |
| Gourohori Medical Hall (Nalitabari) | 3,155 | 3,155 |
| Habiba Veterinary | 32,255 | 14,592 |
| Habibul Store | 288,625 | 301,478 |
| Habibur Rahman(Sakhipur) | 23,628 | 1,072 |
| Hafiza Poultry & Fish Center | 333,112 | 301,247 |
| Hafizul Pharmacy | 158,232 | 145,786 |
| Halima Pharmacy | 148,622 | 88,335 |
| Halima Poultry(Satjhira) | 22,285 | 7,600 |
| Halima Poultry(Satkhira) | 7,759 | 10,311 |
| Halima Veterinary (Palashbari) | 21,708 | 1,162 |
| Halim Pharmacy (Aslam) | 16,420 | 4,999 |
| Hamida Pharmacy (Hilli) | 12,933 | 31,258 |
| Hamid Poshu Chikishaloy | 190,585 | 210,789 |
| Hamidul Poultry Corner | 21,416 | 1,416 |

| | | |
|---------------------------------------|---------|---------|
| Hanif Pharmacy(Hakimpur) | 213,587 | 201,689 |
| Hanim Medicine | 233,418 | 335,489 |
| Happy Pharmacy (Mithapukur) | 27,216 | 19,315 |
| Harun Pharmacy | 303,624 | 312,584 |
| Hasan Pharmacy (Mohammad Ali) | 4,844 | 4,844 |
| Hasan Poultry Feed | 106,452 | 13,452 |
| Hasan Poultry (Noakhali) | 17,122 | 4,119 |
| Hashu Poultry Feed | 317,468 | 278,450 |
| Hazi Medicine Corner (Saju) | 5,415 | 4,517 |
| Hazi Pharmacy (Monirul) CP | 39,349 | 225,173 |
| Hazi Veterinary(Bhangura) | 293,247 | 298,812 |
| Helal Poultry | 152,446 | 150,476 |
| Hira Pharmacy (Hatibandha) | 17,486 | 3,384 |
| Hiru Poultry (Milon) | 21,679 | 8,673 |
| Hitler Pharmacy | 275,856 | 288,135 |
| H & M Enterprize | 105,416 | 99,756 |
| Hobby Pharmacy | 238,557 | 219,475 |
| Hoimonti Traders | 221,462 | 219,383 |
| Horidash Pharmacy(Sarishabari) | 341,271 | 246,795 |
| Hridoy Pharmacy (Bheramara) | 21,188 | 4,424 |
| Hridoy Poultry Feed & Medicine Centre | 13,626 | 2,160 |
| Ikbal & Brothers (Shamim) | 14,782 | 1,280 |
| Ikra Medical Hall | 119,522 | 106,451 |
| Ima Udoy Pharmacy(Nawabganj) | 10,376 | 5,182 |
| Insaf Veterinary (Santhia) | 33,102 | 33,102 |
| Islamia Poultry Feed (Delowar) | 10,416 | 4,872 |
| Islam Pharmacy | 92,785 | 85,478 |
| Islam Poultry | 17,615 | 5,564 |
| Islam Poultry Feed | 313,875 | 324,785 |
| Islam Traders | 173,312 | 185,195 |
| Islam Traders (Kaliganj) | 83,830 | 60,329 |
| Islam Veterinary (Asaduzzaman) | 15,554 | 17,338 |
| Israt Pharmacy(Palashbari) | 4,145 | 4,320 |
| Jafor Pharmacy (Jhikorgacha) | 18,308 | 26,725 |
| Jahanara Pharmacy | 23,876 | 30,533 |
| Jahangir Medical Hall(Mustafiz) | 332,824 | 305,478 |
| Jalal Pharmacy | 252,325 | 235,478 |
| Jalil Medical(Paikgacha) | 22,315 | 10,704 |
| Jamal Traders(Eleas) | 232,154 | 218,893 |
| Jaman Pharmacy(Kumarkhali) | 39,414 | 19,427 |
| Jaman Pharmacy(Pirgonj) | 13,610 | 4,774 |
| Jaman Tarders (Solonga) | 13,550 | 6,775 |
| Jamira Pharmacy(Phultala) | 12,927 | 3,952 |
| Janani Poultry | 295,247 | 485,247 |
| Jannat Poultry Feed (Nobinagar) | 17,562 | 11,200 |
| Jannat Traders(Hatibandha) | 4,656 | 4,656 |
| Jannatul Pharmacy(Panchagarh) | 346,497 | 360,269 |
| Jannatul Pharmacy (Shahjadpur) | 108,037 | 24,937 |



| | | |
|---|---------|---------|
| Jarit Veterinary (Palashbari) | 12,062 | 12,062 |
| Jarnalit Pharmacy | 208,326 | 201,345 |
| Jasim Dairy Farm | 124,852 | 148,596 |
| Jesmin Pharmacy (Biplob) | 3,999 | 3,999 |
| Jewel Poultry (Nalitabari) | 14,532 | 14,532 |
| Jhora Enterprize | 21,532 | 6,198 |
| Jhorna Traders(Lalmonirhat) | 3,095 | 3,095 |
| Jiniya Pharmacy (Hatibandha) | 4,000 | 9,126 |
| Jisan Poultry Farm | 278,524 | 303,500 |
| Jobbar Pharmacy (Manik) | 303,312 | 220,312 |
| Jobbar Pharmacy (Manik) CP | 380,870 | 288,173 |
| Jom Jom Pharmacy (Chuadanga) | 13,287 | 1,552 |
| Jonokollan Pharmacy(Narshingdi) | 298,665 | 321,458 |
| Jononi Pharmacy(Domar) | 319,232 | 485,245 |
| Jononi Pharmacy (Hatibandha) | 9,378 | 9,378 |
| Jononi Pharmacy (Raiganj) | 34,605 | 2,227 |
| Jononi Poshu Chikishaloy(Jessore) | 19,764 | 19,764 |
| Jononi Traders (Birampur) CP | 66,013 | 91,739 |
| Jonony Pharmacy(Kustia) | 10,988 | 17,519 |
| Jonota Medical Hall(Bera) | 391,478 | 305,478 |
| Jonota Poshu Chikitshaloy | 368,748 | 328,745 |
| Joshim Pharmacy | 226,370 | 203,145 |
| Joshim Poultry Feed | 359,962 | 343,003 |
| Jotimoy Pharmacy(Hakimpur) | 21,383 | 25,854 |
| Joti Pharmacy | 361,954 | 374,598 |
| Joya Medicine Corner (Delowar) | 16,733 | 13,013 |
| Joya Poultry Feed & Medicine(Delowar)CP | 372,545 | 283,800 |
| Joy Veterinary (Asaduzzaman) | 26,620 | 9,049 |
| Jui Pharmacy (Saju) | 192,852 | 253,150 |
| Kader Pharmacy (Magura) | 115,627 | 37,241 |
| Kadira Pharmacy | 16,313 | 1,087 |
| Kalam Poultry Feed (Chapai) CP | 330,755 | 177,459 |
| Kalam Poultry Feed(Chapainawabganj) | 161,685 | 147,856 |
| Kamal Pharmacy(Dhaka) | 127,282 | 33,843 |
| Karim Pharmacy(Nilphamari) | 292,823 | 277,045 |
| Kashem Veterinary (Manda) | 111,111 | 12,125 |
| Kawsar Dairy Farm | 142,656 | 152,632 |
| Kawsar Pharmacy(Hakimpur)(CP) | 314,137 | 301,478 |
| Kazi Poultry(Barguna) | 21,883 | 4,611 |
| Kazol Enterprize(Paba) | 258,449 | 251,576 |
| Kazol Veterinary(Ullahpara) | 362,478 | 457,624 |
| Keya Bagan Pharmacy(Kaliganj) Cp | 401,256 | 414,029 |
| Keya Pharmacy (Ruhul) | 20,595 | 8,451 |
| Khadiza Prani Chikishaloy (Durgapur) | 19,596 | 45,057 |
| Khaleda Pharmacy (Satkhira) | 26,266 | 3,100 |
| Khan Pharmacy(Nobinagar) | 11,162 | 11,162 |
| Khan Poultry Medicine | 61,005 | 45,789 |
| Khan Poultry (Tala) | 20,672 | 4,484 |



| | | |
|--|---------|---------|
| Khoka Traders | 149,198 | 152,369 |
| Khondokar Medical Hall(Akbor) | 324,950 | 343,904 |
| Khondoker Traders (Manda) | 107,500 | 8,554 |
| Khosru Poultry & Medicine(Polash) | 24,112 | 5,189 |
| Khosru Veterinary House (Palash) | 23,570 | 10,445 |
| Kobir Pharmacy(Khulna) | 54,890 | 43,766 |
| Kobir Pharmacy (Panchagor) | 19,737 | 10,531 |
| Kobita Drugs House(Bagharpara) | 4,916 | 27,555 |
| Kofil Uddin Homio & Veterinary Medical Store | 205,259 | 182,037 |
| Konok Veterinary | 185,024 | 198,582 |
| Korchatpur Pharmacy | 18,422 | 18,422 |
| Korchatpur Pharmacy (Sobuj Khan) | 15,902 | 15,902 |
| Kotha Medical Hall (Khulna) | 17,914 | 5,056 |
| Kotha Traders(Manda) | 10,345 | 13,175 |
| Krishan Medical Hall (Bhairab) | 12,380 | 5,597 |
| Krishi Utsho (Solonga) | 8,332 | 8,332 |
| Krishno Traders | 193,580 | 200,883 |
| Krishno Veterinary (Ullahpara) | 11,476 | 3,394 |
| K.R Medical Hall (Sarishabari) | 22,460 | 2,460 |
| Lalon Pharmacy (Asaduzzaman) | 7,378 | 2,447 |
| Lamiya Poultry | 115,925 | 121,458 |
| Lemon Pharmacy | 318,632 | 358,410 |
| Lemon Pharmacy(Panchagarh) | 38,719 | 1,176 |
| Lemon Veterinary (Hatibandha) | 22,885 | 5,364 |
| Lima Pharmacy | 19,856 | 7,566 |
| Liton Medical Store | 402,154 | 410,253 |
| Liton Pharmacy(Magura) | 16,702 | 25,272 |
| Liza Enterprize-2 (Narayanganj) | 19,404 | 7,295 |
| Liza Enterprize(Narayanganj) | 28,725 | 100,385 |
| Liza Pharmacy (Chapai) CP | 312,874 | 320,833 |
| Liza Poultry (Kayum) | 92,356 | 102,300 |
| Lota Store | 8,832 | 8,832 |
| Lotif Pharmacy | 223,885 | 201,458 |
| Lotif Pharmacy (Hatibandha) | 7,907 | 1,329 |
| Maa Baba Pharmacy (Kaliakair) | 15,705 | 1,992 |
| Maa Baba Pharmacy (Rubel Hasan) | 20,400 | 1,075 |
| Maa- Baba Pharmacy (Solonga) | 9,345 | 4,598 |
| Maa Baba Poultry | 209,778 | 203,145 |
| Maa Babar Doa Enterprize (Gazipur) | 14,702 | 2,034 |
| Maa Babar Doa(Panchagarh) | 10,854 | 10,854 |
| Maa Babar Doa Pharmacy(Mithapukur) | 8,541 | 2,428 |
| Maa Babar Doa Poultry | 364,338 | 412,563 |
| Maa Chikitshaloy(Bosunia) | 173,196 | 186,874 |
| Maa Enterprize(Mymensingh) | 14,110 | 4,668 |
| Maa Enterprize (Rajshahi) | 12,363 | 17,770 |
| Maa Fatema Pharmacy | 231,886 | 239,664 |
| Maa Medical Hall (Anamul) | 229,120 | 201,457 |
| Maa Medical Store(Bogra) | 386,923 | 475,698 |

| | | |
|--|------------|------------|
| Maa Medicine Corner (Santhia) | 387,135 | 452,368 |
| Maa Pharmacy | 452,147 | 353,167 |
| Maa Pharmacy(Noakhali) | 13,876 | 13,822 |
| Maa Pharmacy(Panchagor) | 5,814 | 7,646 |
| Maa Pharmacy (Sirajganj) | 19,675 | 4,800 |
| Maa Poultry Corner(Tangail) | 16,774 | 1,520 |
| Maa Traders(Naryanganj) | 348,800 | 343,739 |
| Maa Veterinary(Anowar Manda) | 7,421 | 7,421 |
| Maa Veterinary Chikishaliy (Aslam) | 6,954 | 6,954 |
| Maa Veterinary Hall (Ullahpara) | 6,958 | 1,980 |
| Maa Veterinary Oushodh Gorh | 215,235 | 201,457 |
| Ma- Baba Pharmacy(Kalai) | 22,052 | 5,059 |
| Ma Babar Doa(Kaliakor) | 14,293 | 14,293 |
| Mahabub Poultry Media (Lalmonirhat) CP | 254,045 | 134,519 |
| Mahafuz Pharmacy | 354,558 | 377,968 |
| Mahatab Pharmacy | 248,950 | 240,874 |
| Mahedi Veterinary | 23,690 | 3,949 |
| Mahfuz Pharmacy (Kapasias) | 338,516 | 338,516 |
| Mahfuz Poultry(Kayum) | 32,938 | 1,802 |
| Mahfuz Veterinary (Saju) | 331,508 | 345,162 |
| Mahi Dairy Pharmacy | 21,161 | 13,788 |
| Mahi Enterprize(Jessore) | 4,967 | 4,967 |
| Mahiya Medicine(Bhangura) | 4,623 | 4,623 |
| Mahmuda Medicine Corner | 17,387 | 7,458 |
| Ma-Jannat Pharmacy(Magura) | 19,949 | 32,445 |
| Major Poultry Feed (Pirgonj) | 24,343 | 8,510 |
| Majumdar Drug House | 10,638 | 17,240 |
| Makka Poultry(Chatmohor) | 368,517 | 381,173 |
| M. Ali Poultry | 5,494 | 1,149 |
| Maltasha Poultry (Kishorganj) | 31,326 | 69,809 |
| Mama Vagina Pharmacy(Sakhipur) | 31,446 | 7,796 |
| Mamun Medical Hall (Kayum) | 18,175 | 10,080 |
| Mamun Medical Hall(Mymensingh) | 8,797 | 3,815 |
| Manaf Medical Hall | 214,610 | 198,165 |
| Mannan Poultry (RAJU) CP | 199,971 | 311,928 |
| Marziya Meical Hall (Sherpur) | 11,374 | 3,921 |
| Marziya Veterinary Store | 7,193 | 1,016 |
| Marziya Veterinary Store (Gobindaganj) | 6,450 | 6,450 |
| Master Feed Agrotec Limited | 11,207,525 | 15,795,000 |
| Master Pharmacy(Dinajpur) | 312,778 | 359,667 |
| Master Pharmacy (Shamin) | 19,271 | 6,308 |
| Master Poultry-2 (Took) | 119,001 | 57,977 |
| Master Poultry(Kotiadi) Cp | 128,604 | 199,116 |
| Master Veterinary (Nilphamary) | 31,806 | 6,110 |
| Master Veterinary (Santhia) | 20,186 | 2,304 |
| Masud Medical Hall | 443,873 | 410,753 |
| Masud Pharmacy(Rajshahi) | 396,940 | 412,563 |
| Masud Poultry(Narsingdi) | 17,073 | 33,323 |



| | | |
|---|---------|---------|
| Masud-Rana Pharmacy(Charghat) | 15,066 | 15,066 |
| Masum Khaddo Bondor (Panchagor) | 5,268 | 7,313 |
| Masum Traders (Hiru) | 133,578 | 340,156 |
| Matin Pharmacy(Panchagor) | 9,710 | 9,710 |
| Matiur Pharmacy | 366,664 | 385,410 |
| M.A Veterinary (Palashbari) | 20,296 | 4,753 |
| Maya Pharmacy (Pabna) 2 | 4,760 | 1,771 |
| Mayer Doa (Gazipur) | 87,272 | 78,007 |
| Mayer Doa Medicine Corner(Gaibandha) | 7,566 | 4,012 |
| Mayer Doa Pharmacy(Panchagarh) | 6,816 | 6,816 |
| Mayer Doa Pharmacy(Sarishabari) | 16,675 | 8,779 |
| Mayer Doa Poultry (Cox's Bazar) | 10,864 | 6,208 |
| Mayer Doa Poultry Feed (Chapai) CP | 302,180 | 358,000 |
| Mayer Doa Poultry Feed(Chapainawabganj) | 7,275 | 19,233 |
| Mayer Doa Poultry Feed (Pirojpur) | 11,889 | 11,889 |
| Mayer Doa Poultry (Narayanganj) | 18,389 | 9,341 |
| Mazeda Pharmacy | 389,746 | 365,214 |
| Mazeda Pharmacy(Thakurgaon) | 7,558 | 7,558 |
| Md. Jalal (Aslam) | 18,642 | 12,222 |
| Md. Zakir Hossain | 4,567 | 1,180 |
| Md. Zakir Hossain (Rajshahi) | 18,842 | 19,952 |
| Medicate Corner(Sakhipur) | 22,338 | 3,100 |
| Medicine Cornar (Jashore) | 10,814 | 10,814 |
| Medicine House (Mohammad Ali) | 6,185 | 22,760 |
| Medicine House(Satkhira) | 9,187 | 1,354 |
| Meghna Poultry (Narayanganj) | 23,616 | 23,616 |
| Mehedi Hasan Pharmacy | 281,694 | 255,716 |
| Merina Pharmacy | 371,020 | 347,596 |
| M. Hossain Poultry(Bera) | 15,055 | 1,914 |
| Milon Enterprise(Rangpur) | 257,408 | 243,659 |
| Milon Pharmacy (Rezwanul) | 15,151 | 1,853 |
| Mim Medical Store (Pirgonj) | 5,926 | 5,926 |
| Mim- Megha Veterinary(Kurigram) | 16,345 | 4,713 |
| Mim Pharmacy | 13,426 | 2,304 |
| Mim Pharmacy(Gaibandha) | 58,514 | 61,696 |
| Miraj Poultry(Kumarkhali) Cp | 72,896 | 119,532 |
| Mitu Pharmacy(Nawabganj) | 5,005 | 5,005 |
| Miya Pharmacy(Kushtia) | 8,445 | 3,000 |
| Mizan Pharmacy(Ishwardi) | 12,107 | 4,240 |
| M.K Pharmacy(Panchagarh) | 11,958 | 6,257 |
| Modern Pharmacy(Rajshahi) | 105,578 | 83,254 |
| Modern Veterinary (Robiul) | 66,480 | 85,984 |
| Modhu Pharmacy (Jewel) CP | 472,972 | 262,325 |
| Modhu Pharmacy(Thakurgaon) | 212,360 | 197,143 |
| Modina Poultry (B-Baria) | 42,675 | 42,675 |
| Modina Veterinary (Rezwanul) | 402,643 | 419,979 |
| Mohammadia Pharmacy(Kishorganj) | 24,397 | 1,285 |
| Mohin Traders (Hatibandha) | 12,028 | 12,028 |



| | | |
|---|---------|---------|
| Mohona Pharmacy(Dhamrai) | 19,302 | 14,536 |
| Mohona Pharmacy (Manda) | 14,272 | 1,148 |
| Mollah Pharmacy(Narsingdi) | 152,560 | 126,336 |
| Mollah Veterinary (Natore) | 21,678 | 18,650 |
| Molla Medicine Corner (Delowar) | 14,408 | 6,764 |
| Mollik Medical Hall(Phultala) | 18,468 | 1,920 |
| Mollik Poultry Feed & Feed Centre(CP) | 272,594 | 278,160 |
| Mondol Medical Hall (Sarishabari) | 19,736 | 1,409 |
| Moni Mukta Pharmacy | 9,400 | 9,400 |
| Moni Poultry Feed (Delowar) | 299,054 | 14,054 |
| Monira Pharmacy (Biplob) Cp | 593,439 | 287,479 |
| Monira Pharmacy(Pabna) | 154,318 | 131,441 |
| Monir Drug House (Jessore) | 21,170 | 10,038 |
| Monir Oushodhaloy | 10,403 | 4,840 |
| Monirul Pharmacy (Birganj) | 22,378 | 2,378 |
| Monju Medical(Jhikorgacha) | 53,156 | 50,156 |
| Monosha Pharmacy(Monirul) | 248,865 | 215,278 |
| Moon Pharmacy (Monjurul) | 11,790 | 3,048 |
| Moriom Poultry | 21,464 | 3,568 |
| Morium Nur Poultry Feed (B-Baria) | 15,040 | 6,032 |
| Mosharof Poultry Center (Sakhipur)(Faruk) | 31,542 | 8,078 |
| Mostafizur Poultry Complex (Kapasias) | 4,764 | 1,477 |
| Moyna Treaders (Satkhira) | 18,418 | 7,200 |
| M. R Pharmacy(Dhamrai) | 4,204 | 4,204 |
| M.R Poultry Feed | 13,763 | 13,763 |
| Mrs. Abdul Karim Poshu Oshudhaloy | 243,288 | 8,332 |
| M.S Aditto Agro (Krishno) | 62,786 | 56,347 |
| M/s Amin Pharmacy(Korchatpur) | 17,917 | 6,165 |
| M.S Ashik Poultry Feed & Chick | 18,072 | 3,540 |
| M.S Bhai Bhai Poultry(Manikganj)(CP) | 213,398 | 1,715 |
| M.S Bipu Bech Bondor(Robiul) | 13,968 | 6,344 |
| M.S Bismilla Poultry Feed and Medicine(Sarishabari) | 17,358 | 2,712 |
| M/s Bonani Pharmacy(Rajbari) | 9,242 | 32,939 |
| M/s Bondhon Poultry Feed & Medicine(Belabo) | 16,236 | 2,978 |
| M.S Borol Poultry (Sathia) | 19,520 | 19,520 |
| M/S Delowar Veterinary (Manda) | 21,535 | 6,413 |
| M.S Eifad Enterprize | 16,675 | 5,000 |
| M/S Golden Drug House (Dhaka) | 18,918 | 2,498 |
| M.S Hamida Pharmacy (Birganj) | 48,122 | 186,317 |
| M.S Hamida Pharmacy (Birganj) CP | 148,123 | 50,945 |
| Ms.Hasina Pharmacy(Jashore) | 15,205 | 6,527 |
| M.S Islam Enterprize | 5,185 | 12,896 |
| Ms Jaman Pharmacy (Krishno) | 30,000 | 45,737 |
| M/s Jemin Traders (Ranisonkoil((Cp) | 27,819 | 127,876 |
| M/s Joaddar Poultry (Jhenaidha) | 12,374 | 8,162 |
| M/s Jonota Poultry&Medical Hall(Ullahpara) | 16,713 | 6,093 |
| M/S Kazi Poultry Feed & Chick (Jhenaidha) | 12,543 | 20,172 |
| M/S Kobir Poultry Feed | 33,705 | 36,952 |

| | | |
|---|---------|---------|
| M.S Maa Baba Pharmacy(B.Baria) | 15,717 | 2,193 |
| M/s Mollah Pharmacy(Jessore) | 13,650 | 13,650 |
| M.S Monu Poultry Feed & Medicine(Akbor) | 21,052 | 1,272 |
| M.S Muradh Traders (Rangpur) CP | 97,088 | 101,066 |
| M.S Nazat Pharmacy | 15,818 | 11,584 |
| M/S Nihan Veterinary & Pharmacy(Jhenaidha) | 38,853 | 13,998 |
| M.S Nirman Poultry Complex | 4,289 | 4,539 |
| M/S Orpita Traders (Sahin Mia) | 19,604 | 5,610 |
| M/S Paul Traders (Jhikorgacha) | 66,792 | 23,957 |
| M/S Pollob Medicine Corner (Jhenaidha) | 6,708 | 6,708 |
| M.S Progoti Poultry Medicine & Feed | 70,840 | 43,175 |
| M/S Rakib Enterprize | 8,830 | 3,615 |
| M/s Ranisha Poultry Feed & Medicine(Belabo) | 22,220 | 9,853 |
| M/S Rashed Traders(Nawabganj) | 16,174 | 2,296 |
| M/S Rico Poultry Feed | 17,028 | 2,447 |
| M/s R.K Poultry | 7,663 | 18,791 |
| M. S Runu Poultry (Mawna) | 9,455 | 9,455 |
| M/S Sadikur Poultry Feed | 10,498 | 32,555 |
| M.S Santo Pharmacy | 19,706 | 14,770 |
| M/s Shah Chondropuri Medicine Corner(Cp) | 19,412 | 19,412 |
| Ms Sheba Prani Chikitshaloy (Kishorganj) | 19,265 | 1,281 |
| Ms Shoan Poultry (Pirgonj) | 12,006 | 1,061 |
| M/s Suprovath Poultry (Jhenaidha) | 19,342 | 1,075 |
| M.S Talukdar Poultry | 214,133 | 198,254 |
| M.S Tamanna Poultry(CP) | 307,433 | 114,624 |
| M/s Tuhin Poultry & Medicine Corner(Cp) | 395,000 | 155,123 |
| M.S Unik Enterprize (Raju) | 17,177 | 2,395 |
| Muklas Veterinary | 359,812 | 359,812 |
| Mukta Veterinary | 196,784 | 196,784 |
| Mukta Veterinary(Bhangura)(CP) | 266,221 | 250,996 |
| Muktijuddha Pharmacy(Panchagor) | 295,034 | 4,692 |
| Mukul Medical Hall (Delowar) | 16,320 | 4,142 |
| Mukul Veterinary Pharmacy (Polashbari) | 5,143 | 7,403 |
| Munshi Medical(Malek) | 305,262 | 232,872 |
| Murad Veterinary (Jhenaidha) | 18,790 | 3,802 |
| Musa Pharmacy(Razib) | 12,247 | 4,563 |
| Musfik Traders (Ranisonkoil) | 262,354 | 262,354 |
| Mustakin Traders(Bhangura) | 21,724 | 7,416 |
| Mustak Veterinary | 368,819 | 7,355 |
| Mustofa Dairy & Poultry(Lalmonirhat) | 18,378 | 19,585 |
| Naba Pharmacy | 167,789 | 318,796 |
| Nabila Poultry Feed & Medicine Corner | 14,427 | 1,000 |
| Nabil Medicine Corner (Ghatail) | 16,205 | 1,427 |
| Nahar Pharmacy (Bogra) | 314,832 | 328,607 |
| Nahian Poultry Feed (Bhairab) | 123,718 | 25,913 |
| Nahian Poultry Feed (Moniruzzaman) | 5,031 | 5,031 |
| Nahid Pharmacy (Sirajganj) | 22,024 | 8,091 |
| Nakshi Pharmacy(Thakurgaon) | 305,675 | 321,300 |

| | | |
|--|---------|---------|
| Nalta Poultry (Satkhira) | 19,058 | 8,560 |
| Nasim Veterinary Store(Gaibandha) | 236,367 | 240,041 |
| Nayem Pharmacy(Rajshahi) | 331,482 | 332,982 |
| Nayem Veterinary | 22,966 | 13,807 |
| Nayem Veterinary (Bhangura) | 50,945 | 35,322 |
| Nazmoon Pharmacy | 329,478 | 304,854 |
| Nazmul Pharmacy (Panchagor) | 16,204 | 4,119 |
| Nazmul Traders(Dinajpur)(CP) | 85,008 | 91,728 |
| Nesarabad Poultry (Pirojpur) CP | 265,233 | 443,143 |
| New Abir Trders | 201,749 | 107,540 |
| New Star Drug(Jewel) | 24,235 | 5,753 |
| Nilnodia Pharmacy | 22,650 | 1,110 |
| Niloy Poultry Feed(Kayum) | 87,255 | 1,312 |
| Niloy Vet Pharmacy | 320,482 | 301,540 |
| Niven Veterinary(Pabna) | 311,864 | 295,552 |
| Nobirul Pharmacy(Gabtolli) | 5,226 | 5,226 |
| Nokshi Pharmacy (Jewel) | 190,501 | 190,501 |
| Nur-Alam Pharmacy (Panchagor) | 6,144 | 6,144 |
| Nurian Veterinary Corner (Cox's Bazar) | 24,157 | 3,686 |
| Nurjahan Medical Hall | 4,992 | 1,112 |
| Nur Medical (Jhenaidha) | 13,530 | 5,584 |
| Nur-Mohammad Veterinary (Belkuchi) | 15,396 | 7,100 |
| Nurnobi Pharmacy (Palashbari) | 3,125 | 3,125 |
| Nur Poultry (Gazipur) | 384,845 | 384,845 |
| Nurul Amin Poultry(Palashbari)(Cp) | 19,324 | 7,346 |
| Nurul Veterinary(Pabna) | 324,258 | 337,890 |
| Nusrat Agro Medicine Corner (Kaliakor) | 93,320 | 4,932 |
| Obidul Pharmacy (Birganj) | 33,572 | 4,159 |
| Omar Pharmacy | 227,020 | 198,245 |
| Omi Poultry Feed & Medicine Center | 96,509 | 96,509 |
| Omol Medicine Store | 7,608 | 1,976 |
| Ongkon Pharmacy (Lalmonrhat) | 21,878 | 1,878 |
| Onika Pharmacy (Biplob) | 17,155 | 1,059 |
| Onton Enterprize(Manda) | 16,052 | 2,802 |
| Onuradha Traders (Nalitabari) | 22,005 | 22,005 |
| Opu Pharmacy(Jewel) | 264,330 | 191,945 |
| Othoi Medical Hall(Barguna) | 12,405 | 40,753 |
| Oushodh Bitan | 237,797 | 226,302 |
| Oushodh Gorh | 204,836 | 416,843 |
| Oushudh Bitan | 29,593 | 5,432 |
| Ovi Poultry | 5,630 | 17,639 |
| Padhma Poshu Chikishaloy | 103,155 | 80,041 |
| Pakhi Ghor (B.Barria) CP | 69,262 | 408,702 |
| Palong Poultry Feed & Medicine Center | 122,863 | 323,910 |
| Pata Pharmacy (Mohammad Ali) | 12,624 | 1,041 |
| Pavel Medical (Kaliakair) Cp | 5,890 | 53,315 |
| Payker Pharmacy(Gabtali) Cp | 122,379 | 499,222 |
| Payker Pharmacy(Gabtolli) (Acqua) | 67,788 | 51,008 |

| | | |
|---------------------------------------|---------|---------|
| Pekua Veterinary Corner (Coz's Bazar) | 18,107 | 3,196 |
| Piash Poultry Feed Corner(Hatibandha) | 3,104 | 3,104 |
| Pirgacha Agro Service | 108,264 | 87,039 |
| Polash Pharmacy (Kotchandpur) | 6,040 | 2,062 |
| Polash Pharmacy (Sirajgonj) | 26,392 | 10,046 |
| Polash Shemul Pharmacy | 101,468 | 85,345 |
| Poli Agrovet (Asaduzzaman) | 9,868 | 9,737 |
| Polli Sheba Pharmacy (Rangpur) | 15,015 | 1,892 |
| Polton Pharmacy | 14,450 | 2,825 |
| Polton Pharmacy(Aslam) | 13,528 | 2,415 |
| Poltu Pharmacy(Jewel) | 125,158 | 108,926 |
| Popular Pharmacy(Chapai) | 98,254 | 98,254 |
| Popular Poultry (Kaliakair) | 17,474 | 7,655 |
| Poramanik Pharmacy(Adamdighi) | 22,396 | 9,914 |
| Poribarton Medicine(Cp) | 93,296 | 69,676 |
| Poshu Oshud Jogoth (Krishno) | 158,595 | 141,623 |
| Poshu Oshud Jogoth (Krishno) CP | 207,152 | 488,900 |
| Poshu Pakhi Medicine | 262,938 | 249,159 |
| Poshu Pusti Hall | 15,600 | 15,600 |
| Poshu Shastho (Krishno) | 23,286 | 20,198 |
| Poshu Shastho (Nilphamari) | 22,856 | 1,041 |
| Poshu Shastho Pharmacy(Jewel) | 54,649 | 45,991 |
| Poshu Shastho (Taraganj) | 22,005 | 2,880 |
| Poshu Sheba Kendro (Sultan) | 18,413 | 2,789 |
| Poshu Sheba Pharmacy (Bogra) | 239,480 | 258,806 |
| Potaka Pharmacy(Bera) | 17,942 | 5,585 |
| Poultry Corner (Institution) | 340,119 | 338,700 |
| Poultry Ghor(Paikgacha) | 22,740 | 9,462 |
| Poultry Plus(Meshkat) | 13,651 | 2,886 |
| Poultry View (Institution) | 135,300 | 314,300 |
| Poultry Village(Kaliakair) | 6,946 | 31,091 |
| Prani Oshudhaloy (Krishno) | 150,263 | 329,659 |
| Prani Sheba Oushudhaloy (Gazipur) | 13,750 | 30,382 |
| Protima Pharmacy(Mirzapur) | 215,377 | 215,377 |
| Puspita Veterinary (Shamim) | 21,535 | 3,303 |
| Puspo Poultry & Feed | 173,000 | 323,000 |
| Rabiya Poultry (Rupsha) | 19,467 | 19,467 |
| Rabiya Veterinary(Gobindaganj) | 21,285 | 10,446 |
| Rafa Pharmacy (Pirgonj) | 18,142 | 7,131 |
| Rafi Poultry (Gazipur) | 36,970 | 36,970 |
| Rafiq Pharmacy | 304,078 | 287,227 |
| Rafi Veterinary (Ishwardi) Cp | 17,676 | 125,060 |
| Rahad & Murad Veterinary | 22,486 | 9,373 |
| Rahad Poultry (Sarishabari) | 308,172 | 284,260 |
| Rahamania Drug House(Ullahpara) | 18,278 | 7,104 |
| Rahima Pharmacy(Jessore) | 42,247 | 26,415 |
| Rahman Pharmacy(Cp) | 133,758 | 109,097 |
| Rahman Pharmacy(Thakurgaon) | 226,273 | 226,273 |

| | | |
|--|---------|---------|
| Rahman Poultry | 16,106 | 3,499 |
| Rahul Pharmacy (Narsingdi) | 23,016 | 4,600 |
| Raihan Medical Hall | 289,650 | 272,339 |
| Raihan Pharmacy | 283,682 | 289,145 |
| Raisa Medicine (Kayum) | 7,930 | 7,930 |
| Raisa Veterinary (Nalitabari) | 29,310 | 13,309 |
| Rajmoni Poultry (Kishorganj) | 14,372 | 1,743 |
| Raju Pharmacy (Birganj) | 3,725 | 3,725 |
| Raju Pharmacy(Rajbari)(Cp) | 369,276 | 192,551 |
| Rakib Poultry Feed (Rajshahi) | 15,822 | 15,108 |
| Rakib Traders(Bogra)(CP) | 246,576 | 212,578 |
| Rana Feed Model Medicine Shop(Ghatail) | 20,260 | 2,637 |
| Rana Poultry (Kayum) | 20,118 | 3,700 |
| Rangdhonu Medicine Corner | 83,463 | 365,324 |
| Rangpur Poultry & Dairy | 247,136 | 260,658 |
| Rani Poultry Feed (Kayum) | 24,680 | 5,623 |
| Rasel Medical Hall(Tangail) | 20,208 | 2,245 |
| Rasel Poultry (Meskat) | 16,634 | 6,613 |
| Rasel Veterinary Store (Gaibandha) CP | 82,578 | 372,578 |
| Rashedul Veterinary (Ullahpara) | 22,689 | 7,920 |
| Rashida Pharmacy(Panchagor) | 19,840 | 10,196 |
| Razzak Veterinary | 327,432 | 304,546 |
| Ready Stock | 169,236 | 147,341 |
| Retu Pharmacy(Shahjadpur) | 29,794 | 1,000 |
| Rifadh Poultry Feed & Medicine | 18,894 | 4,554 |
| Rifad Pharmacy(Nayon) | 148,301 | 8,249 |
| Rifat Poultry Feed (Abdul Manik) | 26,410 | 3,543 |
| Rihad Veterinary (Gaibandha) | 24,125 | 3,525 |
| Rimi Poultry | 231,112 | 203,489 |
| Rimu Enterprize(Rupsha) | 55,951 | 67,207 |
| Ripon Enterprize(Baraigram) | 25,724 | 2,731 |
| Ripon Medical Hall(Mymensingh) | 158,470 | 165,437 |
| Ripon Pharmacy (Korchatpur) | 121,194 | 21,294 |
| Ripon Pharmacy (Panchagor) | 11,951 | 11,951 |
| Rita Pharmacy | 235,135 | 259,032 |
| Riya Medical Hall (Ullahpara) | 11,606 | 5,112 |
| Riya Pharmacy | 19,840 | 1,899 |
| Riya Poultry (Moniruzzaman) | 8,976 | 1,291 |
| R.K Medicine Center (Delowar) | 40,445 | 18,820 |
| R.K Poultry (Nalitabari) | 10,923 | 10,923 |
| Robi Poultry(Lalmonirhat) | 20,267 | 3,000 |
| Robi Poultry (Lalmonirhat) CP | 183,216 | 333,596 |
| Robiul Pharmacy(Hatibandha) | 22,186 | 14,633 |
| Robiul Pharmacy (Natore) | 7,714 | 7,714 |
| Rogmukti Medical(Natore) | 22,286 | 25,362 |
| Rog Mukti Pharmacy | 296,332 | 288,954 |
| Rohid Pharmacy (Gabtoli) | 25,684 | 30,502 |
| Roies Veterinary (Sobuj Khan) | 114,521 | 17,421 |

| | | |
|--|---------|---------|
| Roja Pharmacy(Naogaon) | 31,141 | 31,141 |
| Rokeya Medicine(Kayum) | 10,300 | 21,122 |
| Rokeya Pharmacy (Aslam) | 66,778 | 3,517 |
| Roktim Medical Hall (Zakir) | 16,960 | 16,960 |
| Roky Medicine Corner (Mithapukur) | 25,417 | 1,728 |
| Roman Poultry | 116,515 | 131,643 |
| Roni Pharmacy (Anowar) | 102,112 | 13,612 |
| Rotna Pharmacy(Taraganj) | 21,890 | 2,920 |
| Royal Pharmacy (Aslam) | 25,287 | 13,105 |
| Royel Pharmacy(Julhas) | 15,242 | 20,454 |
| Rubel Pharmacy(Rangpur) Cp | 246,109 | 551,871 |
| Rufaida Pharmacy (Pachbibi) | 3,849 | 3,849 |
| Ruhi Poshu Chikishaloy (Nawabganj) | 19,892 | 3,001 |
| Rujdha Pharmacy | 16,378 | 13,128 |
| Rupa Medical(Gaibandha)(Cp) | 48,833 | 142,318 |
| Rupa Medical Store (Cp) | 22,095 | 5,983 |
| Rupa Medical Store (Gaibandha) | 71,022 | 47,802 |
| Rupa Veterinary (Mithapukur) | 29,482 | 9,607 |
| Rusha Pharmacy (Korchatpur) | 17,452 | 17,452 |
| Sabbir Enterprize(Nawabganj) | 20,070 | 1,344 |
| Sabbir Medical Store (Biplob) | 13,722 | 10,032 |
| Saddam Feed Traders | 104,200 | 11,224 |
| Sad Enterprize(CP) | 177,340 | 194,461 |
| Sadhona Pharmacy(Magura) | 25,436 | 28,027 |
| Sadia Poultry(Kapasias) | 20,354 | 14,898 |
| Sadib Poultry (Bhairob) | 15,808 | 4,226 |
| Sadik Pharmacy (Joypurhat) | 21,359 | 1,359 |
| Sadik Pharmacy (Rubel Hasan) | 135,572 | 1,843 |
| Sadik Veterinary (Manda) | 16,633 | 16,633 |
| Sadiqul Poultry(Chapainawabganj) | 302,467 | 316,152 |
| Sadiya Poultry Feed & Medicine(Belabo) | 32,815 | 18,450 |
| Safa Veterinary Care(Ghatail) | 21,257 | 3,832 |
| Sagor Medicine & Feed | 15,348 | 6,116 |
| Sagor Poultry Feed | 320,438 | 292,876 |
| Saha Poultry (Shibpur) | 13,464 | 14,403 |
| Saidul Muktakin Pharmacy(Nalitabari) | 10,431 | 10,431 |
| Saidul Traders(Matin) | 26,923 | 5,892 |
| Saiful Poultry(CP) Kapasia | 18,942 | 62,083 |
| Saiful Traders (Bogra) | 20,402 | 3,425 |
| Saiful Veterinary (Kaliakair) | 20,829 | 9,072 |
| Sajeda Pharmacy (Adomdighi) | 6,617 | 6,617 |
| Saju Pharmacy(Robiul). | 176,764 | 148,341 |
| Salam Pharmacy(Rangpur) | 23,625 | 26,847 |
| Salma Medical Hall(Phultala) | 24,827 | 8,406 |
| Samia Pharmacy(Rajshahi)(Zohorul) | 151,688 | 129,064 |
| Samsunahar Pharmacy | 171,234 | 189,658 |
| Sanjida Pharmacy (Natore) | 24,224 | 24,224 |
| Sanjida Poultry (Nilphamari) | 21,858 | 5,638 |

| | | |
|-------------------------------------|---------|---------|
| Sara Medicine Corner(Bhairab) | 18,150 | 8,256 |
| Sardar Pharmacy (Manda) | 11,040 | 1,269 |
| Sardder Pharmacy(Jessore) | 27,616 | 27,616 |
| Sarder Poultry & Feed | 161,874 | 110,133 |
| Sarkar Pharmacy(Narsingdi) | 267,244 | 284,099 |
| Sarkar Veterinary (Chatmohor) | 4,471 | 9,216 |
| Sarker Drug House(Akbor) | 226,514 | 135,014 |
| Sarker Medical Hall (Delowar) | 22,532 | 3,274 |
| Sarker Medical Hall(Ullahpara) | 8,893 | 2,070 |
| Sarker Pharmacy-2 (Bogra) | 19,017 | 2,365 |
| Sarker Pharmacy-2(Robiul) | 17,836 | 3,204 |
| Sarker Pharmacy (Bera) | 18,704 | 4,920 |
| Sarker Pharmacy (Bogra) (Aqua) CP | 189,692 | 164,727 |
| Sarker Pharmacy(Robiul) | 16,643 | 31,005 |
| Sarker Poultry(Gaibandha) | 10,274 | 11,378 |
| Sathi Pharmacy(CP) | 286,179 | 266,161 |
| Sathi Poultry & Dairy | 353,382 | 320,814 |
| Sathi Poultry & Dairy (Natore) CP | 121,374 | 473,342 |
| Sathi Poultry (Natore) 2 | 19,127 | 10,534 |
| Satter Veterinary (Zakir) | 7,073 | 7,073 |
| Sayma Pharmacy | 222,755 | 196,527 |
| Seha Medical Hall | 21,188 | 1,253 |
| S Enterprize (Chapai) | 21,772 | 2,539 |
| Seven Brothers | 18,735 | 1,146 |
| Seyam Enterprize - CP | 66,069 | 129,344 |
| Seyam Medical Hall | 21,845 | 1,845 |
| Seyam Medicine Corner (Sirajganj) | 22,354 | 10,220 |
| Seyam Pharmacy | 274,992 | 288,969 |
| Seyam Pharmacy(Natore) | 7,764 | 7,764 |
| Seyam Poultry (Ullahpara) | 18,412 | 2,183 |
| Seyam Veterinary(Bhangura) | 12,398 | 5,962 |
| Shadat Veterinary (Birampur) | 27,154 | 1,940 |
| Shahalom Veterinary | 280,580 | 296,458 |
| Shahida Pharmacy | 110,869 | 10,885 |
| Shahin Traders | 114,524 | 114,524 |
| Shahin Veterinary Hall (Ullahpara) | 371,740 | 1,740 |
| Shahjalal Medical Hall (Delowar) | 18,618 | 7,716 |
| Shahjalal Medicine (Kishorganj) | 17,893 | 1,606 |
| Shah Pharmacy(Rajbari) | 21,874 | 9,973 |
| Shajopori Poultry 2 (Chakoria) | 391,030 | 3,168 |
| Shakib Pharmacy (Kayum) | 11,915 | 7,030 |
| Shakib Pharmacy(Kushtia) | 19,520 | 4,895 |
| Shakib Poultry (Mithapukur) | 27,588 | 8,352 |
| Shakila Poultry Farm | 25,337 | 1,394 |
| Shamim Enterprise(Jessore) | 17,950 | 5,554 |
| Shamim Pharmacy(Kalai) | 17,282 | 4,511 |
| Shamim Poshu Chikitshaloy(Birampur) | 33,813 | 17,485 |
| Shamim Poultry Feed(Kurigram) | 24,439 | 5,110 |

| | | |
|--|---------|---------|
| Shami Pharmacy (Cox's Bazar) | 23,774 | 46,316 |
| Shammi Medical Hall(Mymensingh) | 29,562 | 13,276 |
| Sheba Agro Medical Hall (Delowar) | 22,540 | 8,144 |
| Sheba Medical Hall (Rubel Hasan) | 17,632 | 9,178 |
| Sheba Pharmacy (Nilphamari) | 22,368 | 21,668 |
| Sheba Pharmacy (Shahjampur) | 14,354 | 33,883 |
| Sheba Pharmacy(Shakhipur) | 22,483 | 11,520 |
| Sheba Poshu Chikishaloy (Kayum) | 18,072 | 5,858 |
| Shefa Pharmacy (Shamim) | 3,200 | 4,648 |
| Shefa Pharmacy(Taraganj) | 24,376 | 4,692 |
| Shescha Sheba Krittim Projonon Kendro (CP) | 245,890 | 260,765 |
| Shiblu Medical Hall(Akbor) | 260,740 | 280,914 |
| Shikder Enterprise(Dhamrai) | 33,049 | 38,676 |
| Shiva Pharmacy (Hatibandha) | 13,422 | 12,924 |
| Shofiqul Poultry(Palashbari) | 4,656 | 4,656 |
| Shofiqul Veterinary (Hatibandha) | 3,153 | 8,508 |
| Shojib Traders(Bhangura) | 18,815 | 19,044 |
| Shokal Veterinary(Charghat) | 11,058 | 11,058 |
| Shondhani Pharmacy(Hafizul) | 14,470 | 19,651 |
| Shopno Medicine Corner (Sarishabari) | 94,800 | 7,490 |
| Shoriful Pharmacy (Ullahpara) | 20,422 | 7,567 |
| Shorif Veterinary(CP) | 255,977 | 374,236 |
| Shorna Veterinary Hall (Joynal) | 99,826 | 12,898 |
| Showan Pharmacy(Dinajpur) | 207,946 | 186,458 |
| Shuli Pharmacy | 229,435 | 135,387 |
| Shuma Pharmacy | 34,718 | 1,229 |
| Shuvo Pharmacy(Robiul) | 93,633 | 41,493 |
| Siddik Enterprize | 21,138 | 1,760 |
| Siddik Traders (Hatibandha) | 26,214 | 6,344 |
| Sifath Pharmacy (Kayum) | 71,188 | 1,243 |
| Sikder Medical Hall (Rajbari) | 114,305 | 21,407 |
| Sobuj Medical Hall | 23,221 | 57,980 |
| Sobuj Pharmacy(Birganj) Cp | 8,372 | 139,937 |
| Sohel Enterprize (Bogra) | 24,794 | 2,447 |
| Sohel Pharmacy | 23,868 | 6,198 |
| Sojib Medical Hall (Khulna) | 24,458 | 12,144 |
| Sojol Pharmacy (Moheshpur) | 34,312 | 19,923 |
| Sontos Medical Hall (Borguna) | 128,375 | 64,700 |
| Soronjit Kumar Bormon | 3,958 | 3,958 |
| Sorup Poultry Feed (Pirojpur) | 3,159 | 22,891 |
| Sotota Dairy (Feni) | 3,104 | 3,104 |
| Sotota Pharmacy(Tangail) | 19,952 | 4,329 |
| Sotota Poultry Feed (Delowar) | 26,576 | 12,064 |
| Sotota Poultry Feed(Sarishabari) | 22,689 | 6,720 |
| Sourov Pharmacy (Krishno) | 22,712 | 4,316 |
| Sowda Poultry(Shibpur) | 15,222 | 9,234 |
| Sownik Poultry Feed & Medicine | 107,500 | 22,848 |
| S Poultry (Birganj) | 21,153 | 4,806 |

| | | |
|--|---------|---------|
| Srabon Poultry (Nalitabari) | 8,650 | 8,650 |
| S.S Pharmacy(Rangpur) | 18,976 | 18,976 |
| S.S Poultry(Dhaka) | 22,965 | 3,419 |
| S.S Poultry (Solonga) | 19,909 | 19,909 |
| S & S Veterinary Corner (Kaliakair) | 101,488 | 8,720 |
| Suchona Poultry(Samim) | 12,610 | 7,200 |
| Sufiya Medical (Feni) | 19,303 | 22,126 |
| Sujata Veterinary Hall (Phultala) | 23,284 | 1,959 |
| Sujon Veterinary Store | 24,713 | 1,824 |
| Sultan Pharmacy (Sarishabari) | 6,280 | 6,280 |
| Sultan Vet Medicine Corner(Ghatail) | 24,994 | 8,674 |
| Sumaiya Pharmacy (Dhamrai) | 16,736 | 2,639 |
| Sumiya Poultryfeed & Medicine | 116,858 | 165,599 |
| Sumon Pharmacy(Manda) | 21,011 | 4,066 |
| Sumon Pharmacy(Pirganj) | 244,132 | 211,145 |
| Sumon Traders | 21,488 | 3,667 |
| Sumuna Medical (Mahmudul) | 43,437 | 5,812 |
| Supriya Poultry Feed (Pirozpur) | 14,214 | 14,214 |
| Suvro Medical Hall | 219,945 | 186,071 |
| Tahiya Poultry | 15,280 | 15,280 |
| Taiabiya Medical Hall(Jamalpur) | 281,635 | 242,697 |
| Taj Veterinary (Natore) | 26,587 | 9,943 |
| Talukder Poultry(Ullahpara) | 24,628 | 2,134 |
| Tamim Poultry Feed & Medicine | 119,632 | 80,000 |
| Tanha Pharmacy(Naogaon) | 16,482 | 2,784 |
| Tanjit Pharmacy | 145,454 | 145,454 |
| Tansa Enterprize | 25,531 | 10,868 |
| Tanu Biswas Medicine, Chowgacha, Jessore | 139,000 | 429,000 |
| Taraganj Poultry | 14,004 | 2,616 |
| Tarek Enterprize(Ghatail) | 14,431 | 14,431 |
| Tarek Medical Hall (Sarishabari) | 86,700 | 376,700 |
| Tarek Poultry Feed & Medicine | 232,423 | 208,798 |
| Tarisha Pharmacy (Rajshahi) | 28,613 | 9,846 |
| Tashim Agro | 7,361 | 7,361 |
| Tasiya Medical Hall (Sarishabari) | 21,945 | 2,680 |
| Tasnia Enterprize (Rupsha) | 7,168 | 13,515 |
| Tasnin Poultry | 48,095 | 24,470 |
| Taz Poultry | 254,465 | 231,578 |
| Teen Bhai Enterprise | 131,875 | 290,000 |
| Three Brothers Poultry Feed & Medicine | 11,772 | 11,210 |
| Toma Poultry Feed & Medicine | 137,900 | 427,900 |
| Toma Tamanna Pharmacy(Bera) | 37,004 | 3,017 |
| Topu Medicine Hall | 149,192 | 436,200 |
| Torikul Poultry(Asaduzzaman) | 5,670 | 5,670 |
| Towhid Poultry Feed | 53,027 | 19,100 |
| Towhid Veterinary(Hatibandha) | 3,039 | 4,365 |
| Tuhin Enterprize (Birampur) CP | 242,200 | 144,713 |
| Tumpa Drug House (Bhairab) | 37,126 | 8,801 |

| | | |
|--|--------------------|--------------------|
| Turag Veterinary Collection (Dhamrai) | 6,487 | 2,894 |
| Tushar Pharmacy(Bheramara) | 21,828 | 6,254 |
| Tutul Pharmacy (Anamul) | 125,400 | 375,400 |
| Tutul Traders(Gaibandha)CP | 136,780 | 108,156 |
| Tutul Veterinary(Pabna) | 31,884 | 31,884 |
| Uddyog Poultry | 92,974 | 92,974 |
| Udoyon Poultry Feed (Bhairab) | 63,876 | 36,243 |
| Ullahpara Medical Hall(CP) | 452,050 | 256,724 |
| Ullahpara Medical Hall (Momin) Cp | 264,757 | 60,468 |
| Umme Habiba Poultry | 11,087 | 11,087 |
| Update Pharmacy(CP) | 177,204 | 339,809 |
| Updat Pharmacy (Farhad) (CP) | 109,229 | 70,715 |
| Upom Poultry | 236,543 | 199,219 |
| Upozila Veterinary Hospital (Kapasias) | 259,175 | 279,464 |
| Urmi Eti Poultry Feed (Mirzapur) | 25,313 | 3,155 |
| Uttara Pharmacy | 135,914 | 108,356 |
| Uttom Medicine Corner(Gazipur) | 26,904 | 13,289 |
| Vai Vai Pharmacy(Ranisankali) | 116,044 | 395,640 |
| Varoti Pharmacy | 9,918 | 9,918 |
| Vasha Pharmacy | 73,680 | 77,458 |
| Very Good Dairy & Agro Farm (Dhaka) | 17,135 | 4,777 |
| Veterinary Clinic(Mirzapur) | 8,260 | 6,754 |
| Veterinary Oushudh Ghor(Tariqul) | 98,458 | 98,458 |
| Veterinary Store | 218,243 | 199,587 |
| Vet Fish & Medicine Corner | 148,775 | 156,289 |
| Wahed Veterinary | 13,850 | 3,187 |
| WAZID VETERINARY | 124,657 | 137,971 |
| Yeakub Pharmacy(Manikganj) | 181,706 | 99,707 |
| Younus Enterprize | 103,584 | 99,698 |
| Yousuf Poultry (Narsingdi) | 34,195 | 14,195 |
| Zahin Traders | 190,352 | 334,197 |
| Zaidul Pharmacy | 186,613 | 316,791 |
| Zarin Poultry | 206,462 | 219,336 |
| Zerin Poultry Feed (Jhenaidha) | 7,605 | 5,376 |
| Zihadh Veterinary(CP) | 56,241 | 56,241 |
| Zihadh Veterinary (Gobindoganj) Cp | 102,698 | 185,652 |
| Zillur Traders | 115,347 | 446,400 |
| Ziniya Pharmacy | 291,078 | 478,774 |
| Zohir Enterprise | 200,587 | 180,587 |
| Zohir Traders | 255,787 | 264,291 |
| Zohorul Pharmacy (Taraganj) | 9,598 | 3,122 |
| Grand Total | 114,021,998 | 118,236,156 |

Advent Pharma Ltd.

Schedule of Sales

As at June 30, 2021

Finished Goods

Annexure-D

| Name of Product | Product Category | Unit | 30-Jun-21 | | 30-Jun-20 | |
|---------------------------------|------------------|-----------|-----------|------------|-----------|------------|
| | | | Quantity | Amount | Quantity | Amount |
| Adlyte Powder 100 gm | Powder | Sachet | 1,170 | 23,400 | 2,358 | 47,160 |
| Adlyte Powder 500 gm | Powder | Sachet | 9,770 | 781,600 | 12,929 | 1,034,320 |
| Adlyte Powder 1 kg | Powder | Sachet | 18,892 | 2,267,040 | 30,725 | 3,687,000 |
| Advit GC Powder 500 gm | Powder | Sachet | 29,501 | 2,507,585 | 45,285 | 3,849,225 |
| Advit GC Powder 1 kg | Powder | Sachet | 10,680 | 1,708,800 | 31,572 | 5,051,520 |
| Advit C Powder 100 gm | Powder | Sachet | 1,074 | 177,210 | 6,256 | 1,032,240 |
| Advit C Powder 500 gm | Powder | Sachet | 3,528 | 1,375,920 | 18,737 | 7,307,430 |
| Advit DB Powder 100 gm | Powder | Sachet | 1,147 | 32,116 | 1,721 | 48,188 |
| Advit DB Powder 500 gm | Powder | Container | 760 | 95,000 | 12,636 | 1,579,500 |
| Advit DB Powder 1 kg | Powder | Bucket | 33,846 | 7,953,810 | 48,696 | 11,443,560 |
| Advomica Powder 10x20gm | Powder | Box | 30,708 | 2,833,120 | 11,131 | 1,026,945 |
| Ad-Tetra 100 gm | Powder | Sachet | 740 | 47,700 | 3,572 | 230,251 |
| Adprolim Plus 100 gm | Powder | Sachet | 2,666 | 543,224 | 3,441 | 701,138 |
| Adlinsin 100 gm | Powder | Sachet | - | - | 1,113 | 280,955 |
| Adcipcic 100 ml | Liquid | Phyle | 4,795 | 843,632 | 3,180 | 559,488 |
| Adcipcic 500 ml | Liquid | Bottle | 777 | 633,092 | 1,631 | 1,328,921 |
| Adrizole Bolus | Bolus | Box | 7,380 | 903,533 | 4,483 | 548,854 |
| Adcet Bolus | Bolus | Box | - | - | 9,789 | 326,953 |
| Ad-Tetra Bolus | Bolus | Box | - | - | 500 | 22,955 |
| Adsulph Bolus | Bolus | Box | 763 | 237,392 | 428 | 133,164 |
| Adsulph-S Bolus | Bolus | Box | - | - | 579 | 180,144 |
| Apetonic Bolus | Bolus | Box | 8,872 | 911,864 | 5,552 | 570,635 |
| Adprozine Bolus(10x4) | Bolus | Box | - | - | 6,862 | 683,249 |
| Keto Pain Bolus(5x4) | Bolus | Box | - | - | 1,981 | 297,586 |
| Neo Super Powder -100 gm | Powder | Sachet | 3,171 | 772,075 | - | - |
| Adcipcic Bolus(10x2) | Bolus | Box | 731 | 254,242 | - | - |
| Tilfos Oral Solution-100 Ml | Bolus | Bottle | 1,031 | 717,215 | - | - |
| Tonic Vet Bolus | Bolus | Box | 2,208 | 729,523 | - | - |
| Metaboost vet Injection- 100 Ml | | | 4,337 | 1,621,648 | - | - |
| Adcipcic vet Injection-30 Ml | | | 2,000 | 147,820 | - | - |
| Adhista Inj. 100ml | | | 19,539 | 1,477,539 | - | - |
| SBC inj. 100ml | | | 6,158 | 428,412 | - | - |
| Adbovi Powder 125 gm | Powder | Sachet | 56,612 | 10,190,160 | 67,793 | 12,202,740 |
| Adcal P 500 gm | Powder | Sachet | 34,217 | 8,554,250 | 35,036 | 8,759,000 |
| Adcal P 250 gm | Powder | Sachet | | - | - | - |
| Adzyme Powder 100 gm | Powder | Sachet | 17,899 | 2,505,860 | 75,426 | 10,559,640 |
| Egg Bost-100 gm | Powder | Sachet | 1,007 | 130,910 | 52,011 | 6,761,430 |
| Egg Bost-500 gm | Powder | Container | 37 | 23,125 | 3,251 | 2,031,875 |
| Name of Product | Product Category | Unit | 30-Jun-21 | | 30-Jun-20 | |
| | | | Quantity | Amount | Quantity | Amount |
| Power Fat-1 kg | Powder | Sachet | 39,631 | 10,898,525 | 32,716 | 8,996,900 |
| Advit(B+C)-100 gm | Powder | Sachet | - | - | 1,302 | 62,496 |
| Advit(B+C)-500 gm | Powder | Sachet | - | - | 1,056 | 211,200 |
| Advit WS-100 gm | Powder | Sachet | - | - | 650 | 149,500 |
| Advit CP Suspension 500 ml | Liquid | Bottle | 10,269 | 1,129,590 | 54,349 | 5,978,390 |
| Advit CP Suspension 1 ltr | Liquid | Bottle | 35,215 | 6,690,850 | 66,855 | 12,702,452 |
| Advit CP Suspension 5 ltr | Liquid | Jar | 16,555 | 13,244,000 | 19,662 | 15,729,600 |
| Adzinc Syrup - 100 ml | Liquid | Bottle | 297,338 | 8,920,140 | 299,450 | 8,983,500 |
| Adzinc Syrup - 500 ml | Liquid | Bottle | 88,795 | 9,767,450 | 89,191 | 9,811,010 |



| | | | | | | |
|---------------------------------|--------|-----------|---------|--------------------|---------|--------------------|
| Adzinc Syrup - 1 Litre | Liquid | Bottle | 160,920 | 32,184,000 | 126,605 | 25,321,000 |
| Adzinc Syrup - 3 Litre | Liquid | Container | 39,080 | 21,884,800 | 27,390 | 15,338,400 |
| Advit - D Plus Solution -100 ml | Liquid | Bottle | 134,964 | 9,447,480 | 132,789 | 9,295,230 |
| Advit AD3E Solution 100 ml | Liquid | Bottle | - | - | 1,544 | 200,720 |
| Advit AD3E Solution 500 ml | Liquid | Bottle | 3,992 | 2,355,280 | 9,726 | 5,738,340 |
| Adzuril Solution 100 ml | Liquid | Bottle | 75,698 | 28,008,260 | 47,407 | 17,540,590 |
| Advit E-Sel 100 ml | Liquid | Phyle | 77,136 | 7,713,600 | 55,805 | 5,580,500 |
| Cough Off 100 ml | Liquid | Phyle | 136,464 | 12,964,080 | 117,945 | 11,204,775 |
| Cough Off 500 ml | Liquid | Jar | 40,023 | 18,410,580 | 27,027 | 12,432,420 |
| Cough Off 1 ltr. | Liquid | Jar | 27,574 | 24,265,120 | 16,656 | 14,657,280 |
| ABC Solution 100 ml | Liquid | Phyle | 102,095 | 9,188,550 | 107,547 | 9,679,230 |
| ABC Solution 500 ml | Liquid | Jar | 44,408 | 16,430,960 | 54,434 | 20,140,580 |
| ABC Solution 1 ltr. | Liquid | Jar | 22,578 | 15,691,710 | 33,318 | 23,156,010 |
| Feron Vet 500 ml | Liquid | Jar | 54,791 | 5,479,100 | 52,302 | 5,230,200 |
| Feron Vet 1 Ltr. | Liquid | Jar | 48,784 | 9,268,960 | 37,512 | 7,127,280 |
| Liver On 100 ml | Liquid | Phyle | 133,395 | 9,337,650 | 117,629 | 8,234,030 |
| Liver On 500 ml | Liquid | Jar | 56,693 | 17,574,830 | 63,763 | 19,766,530 |
| Liver On 1 ltr. | Liquid | Jar | 26,923 | 15,749,955 | 30,725 | 17,974,125 |
| Nephrosol 100 ml | Liquid | Phyle | 49,064 | 9,322,160 | 65,467 | 12,438,730 |
| Nephrosol 500 ml | Liquid | Phyle | 20,933 | 18,839,700 | 14,494 | 13,044,600 |
| Oramin Solution-100 ml | Liquid | Bottle | 32,426 | 3,566,860 | 59,680 | 6,564,800 |
| Oramin Solution-500 ml | Liquid | Bottle | 15,866 | 8,091,660 | 27,593 | 14,072,430 |
| Advit B Complex-100 ml | Liquid | Bottle | 33,546 | 2,851,410 | 9,543 | 3,721,770 |
| Advit B Complex-500 ml | Liquid | Bottle | 26,164 | 10,203,960 | 24,838 | 2,111,230 |
| Advit CP Plus Bolus (10*2) | Bolus | Box | - | - | 2,100 | 147,000 |
| Advit CP Plus Bolus (20*2) | Bolus | Box | 28,193 | 3,806,055 | 38,760 | 5,232,600 |
| Adzyle Bolus | Bolus | Box | 20,295 | 1,473,620 | 20,295 | 1,473,620 |
| Oxi D Bolus | Bolus | Container | 36,844 | 8,842,560 | 71,273 | 17,105,520 |
| Acipure Plus-100 MI | Liquid | Bottle | 113 | 9,605 | 2,451 | 208,335 |
| Acipure Plus-500 MI | Liquid | Bottle | 927 | 342,990 | 857 | 317,090 |
| Adzinc B -100 MI | Liquid | Bottle | 32,760 | 2,620,800 | 19,629 | 1,570,320 |
| Adzinc B -500 MI | Liquid | Bottle | 16,973 | 4,752,440 | 13,943 | 3,904,040 |
| Adzyme-100 MI | Liquid | Bottle | 8,076 | 888,360 | 7,536 | 828,960 |
| Adzyme -500 MI | Liquid | Bottle | 2,830 | 1,415,000 | 3,788 | 1,894,000 |
| Germ Kill 80-(100 MI) | Liquid | Bottle | 5,700 | 1,026,000 | 47,097 | 8,477,460 |
| Germ Kill 80-(500 MI) | Liquid | Bottle | 10,530 | 8,687,250 | 23,628 | 19,493,100 |
| Greenphos DCP Super- 1kg | Powder | Sachet | 5,871 | 410,970 | 899 | 62,930 |
| Levo Super - 100 MI | Liquid | Bottle | 1,433 | 270,880 | 1,433 | 270,880 |
| Nutrain-100 MI | Liquid | Bottle | 421 | 84,200 | 879 | 175,800 |
| Nutrain-500 MI | Liquid | Bottle | 347 | 322,710 | 347 | 322,710 |
| Superior Syn Biotech-100 MI | Liquid | Bottle | 1,887 | 207,570 | 1,433 | 157,630 |
| Superior Syn Biotech-500 MI | Liquid | Bottle | 864 | 440,640 | 483 | 246,330 |
| Toxosorb-100 MI | Liquid | Bottle | 580 | 66,700 | 3,019 | 347,185 |
| Toxosorb-500 MI | Liquid | Bottle | 1,011 | 520,665 | 1,645 | 847,175 |
| Utrosol (500 ml) | Liquid | Bottle | 13,644 | 3,274,560 | 26,502 | 6,360,480 |
| Lysene(HCL)-10 Kg | Powder | Bag | 5,470 | 7,931,500 | 164,000 | 23,958,500 |
| Lysene(HCL)5 Kg | Powder | Bag | 7,320 | 5,307,000 | - | - |
| MCP-10 Kg | Powder | Bag | 9,500 | 5,510,000 | 216,000 | 12,624,000 |
| MCP-5 Kg | Powder | Bag | 10,420 | 3,021,800 | - | - |
| L-Therionine-10 Kg | Powder | Bag | 85 | 119,000 | 18,000 | 2,520,000 |
| AI 100 -225 MI | Powder | Container | 24,275 | 4,248,125 | - | - |
| Mastivit Powder-100 Gm | Powder | Container | 8,854 | 1,593,720 | - | - |
| Lactosol AD3-Liquid-1 Liter | Liquid | Bottle | 32,865 | 7,230,300 | - | - |
| Lactosol AD3-Liquid-3 Liter | Liquid | Bottle | 16562 | 9,771,580 | - | - |
| Total | | | | 495,106,639 | | 534,027,579 |

